



Date: September 24, 2021

Scrip Code – 532960, 890145
BSE Limited
Phiroze Jeejeebhoy Towers,
Dalal Street,
MUMBAI – 400 001

DHANI – EQ, DHANIPP
National Stock Exchange of India Limited
“Exchange Plaza”,
Bandra-Kurla Complex, Bandra (E).
MUMBAI – 400 051

Sub: Proceedings/ Outcome of 26th Annual General Meeting of the Members of Dhani Services Limited (formerly Indiabulls Ventures Limited) (‘the Company’) held on Thursday, September 23, 2021 and disclosures under Regulations 30 & 44 of the SEBI (Listing Obligations and Disclosure Requirements) Regulations, 2015, as amended (Listing Regulations)

Dear Sir/Madam,

Pursuant to Regulations 30 and 44 of the SEBI (Listing Obligations and Disclosure Requirements) Regulations, 2015, we submit the following:

(A) Summary of the proceedings of 26th Annual General Meeting (AGM)

The 26th Annual General Meeting of the Members of the Company was held on Thursday, September 23, 2021 through Video Conferencing (“VC”). The meeting commenced at 4:30 PM and concluded at 5:27 P.M. with the closure of the voting at the meeting (“Meeting”).

Since Mr. Sameer Gehlaut, Chairman of the Company was not present, Directors present at the meeting elected Mr. Pinank Jayant Shah, Executive Director of the Company, as Chairman of the meeting in terms of Article 101 of the Articles of Association of the Company and applicable Secretarial Standards.

Mr. Lalit Sharma, Company Secretary informed that since 68 members have joined this meeting through VC, the requisite quorum is present.

After declaring that requisite quorum for the meeting being present, the Chairman called the meeting to order. He welcomed the Members to the meeting and introduced the Board members and Key Managerial Personnel of the Company, namely, Mr. Divyesh B. Shah, Whole Time Director & COO, Mr. Gagan Banga, Non-Executive Director, Mr. Anish Williams, Non-Executive Director, Dr. Narendra Damodar Jadhav, Mr. Praveen Kumar Tripathi, Mrs. Fantry Mein Jaswal, Mr. Vijay Chugh and Mr. Rakesh Mohan Garg Independent Directors, Mr. Rajeev Lochan Agarwal, Chief Financial Officer and Mr. Lalit Sharma, Secretary of the Company present at the Meeting. The authorised





representative(s) of the Statutory Auditors and Secretarial Auditors of the Company along with the Scrutinizer were also present at the Meeting.

It was further informed that Mr. Praveen Kumar Tripathi is the Chairman of Audit Committee, Stakeholders Relationship Committee and Nomination and Remuneration Committee.

The Chairman informed that the requisite registers and documents, as required under the applicable provisions of the Companies Act, 2013 and SEBI Listing Regulations were available for electronic inspection and were open for inspection by the members till the conclusion of the Meeting.

He further informed that in view of the ongoing pandemic situation of COVID-19 and pursuant to MCA & SEBI Circulars, the Company had provided the facility to its members to join the Meeting through Video Conferencing (“VC”) along with the facility to view the Meeting on live webcast on the platform of KFIN Technologies.

The Chairman then apprised the shareholders on Company’s business outlook, achievements, future business plans etc. and concluded by placing on records his appreciation to customers and shareholders, who continued to support and share our passion of delivering great everyday use products at very reasonable prices to millions of people.

Mr. Lalit Sharma, Company Secretary apprised that for Company’s 26th AGM held, the Company had sent its notice dated August 30, 2021 to all its shareholders and other stakeholders on August 31, 2021.

Thereafter, with the consent of the members, the Auditor’s Reports dated June 18, 2021, on both the Standalone and Consolidated Financial Statements of the Company and Secretarial Audit Report for the Financial Year 2020-21 and Notice convening the 26th AGM, were taken as read. It was further informed that there were no qualifications or adverse observations or comments in the Auditor’s Report and Report of Secretarial Auditors.

The members were informed that the Company had offered the facility of remote e-voting through electronic means from Monday, September 20, 2021 from 10:00 A.M. (IST) till Wednesday, September 22, 2021, up to 5:00 P.M. (IST). Further, the Company has made arrangements for e-voting during the Meeting since it was held through VC, for those shareholders, who didn’t participate in this remote e-voting (Insta poll).

It was further informed that the Company had appointed Mr. Raj Kumar (Membership No. 501863), Proprietor of M/s. AMRK & Associates, Practicing Chartered Accountants, Gurugram, as the Scrutinizer to scrutinize the e-voting process as well as voting at the Meeting, in a fair and transparent manner.

The businesses as set out in the Notice dated August 30, 2021 convening this AGM were transacted through e-voting (remote e-voting and e-voting during the AGM).



Dhani Services Limited (formerly Indiabulls Ventures Limited) CIN: L74110DL1995PLC069631

Reg. Office: M - 62 & 63, First Floor, Connaught Place, New Delhi - 110001. T. +91 11 30252900, F. +91 11 30252901

Corp. Office: Indiabulls House, 448 - 451, Udyog Vihar, Phase - V, Gurugram - 122016, Haryana. Client Helpline: +91 22 61446300, F. +91 124 6681111

Website: www.dhani.com | Email: support@dhani.com



During the Questions and Answers Session, the queries received by the Company and also raised by the members, who had registered themselves as speakers for the Meeting, were responded by the Chairman of the meeting.

The Chairman further informed that the combined result of remote e-voting, exercised earlier during September 20, 2021 to September 22, 2021 and the e-voting (through instapoll) held today, will be declared on or before September 25, 2021, which will also be placed on the website of the Company and of KFintech and will also be forwarded to BSE Limited and National Stock Exchange of India Limited, where the Equity Shares are listed.

Post conclusion of Meeting and closure of the e-voting (through instapoll), the Scrutinizer downloaded all reports of remote e-voting held during September 20, 2021 to September 22, 2021 and e-voting (through instapoll) on September 23, 2021, from the website of KFintech, finalized and issued his report dated September 24, 2021, in terms whereof, the Scrutinizer has confirmed that all the businesses as set out vide agenda item no. (s) 1 to 10 in the 26th AGM Notice dated August 30, 2021 convening the Meeting, were passed by the Members with requisite majority.

(B) Outcome of the 26th AGM

In this connection and as required under the SEBI (Listing Obligations & Disclosure Requirements) Regulations, 2015 and applicable provisions of the Companies Act, 2013, we also enclose the following:

- (a) Voting Results in the prescribed format; and
- (b) Scrutinizer Report dated September 24, 2021, on remote e-voting and e-voting at AGM.

We request you to kindly take the same on record.

Thanking you,

Yours truly,
For **Dhani Services Limited**



Lalit Sharma
Company Secretary

Encl: as above

CC: Luxembourg Stock Exchange, Luxembourg



Dhani Services Limited (formerly Indiabulls Ventures Limited)								
Regulation 44(3) of the SEBI (Listing Obligations and Disclosure Requirements) Regulations, 2015								
Format for Voting Results								
Date of Annual General Meeting						23-Sep-21		
Total number of Shareholders on Cut-off date - September 16, 2021						94817		
No. of shareholders present in the meeting either in person or through proxy:								
Promoters and Promoter Group:						N.A.		
Public:						N.A.		
No. of Shareholders attended the meeting through Video Conferencing								
Promoters and Promoter Group:						0		
Public:						68		
Agenda Item no. 1: Adoption of the Audited Standalone and Consolidated Financial Statements of the Company as at March 31, 2021 and Reports of the Board and Auditors thereon.								
Resolution required: (Ordinary/ Special)						Ordinary		
Whether promoter/ promoter group are interested in the agenda/resolution?						No		
Voting by members holding fully paid up Equity Shares of face value of Rs. 2 each (having 100% Voting Rights on each share held by them) (FPS)								
Category	Mode of Voting	No. of shares held (1)	No. of votes polled (2)	% of Votes Polled on outstanding shares (3)=[(2)/(1)]*100	No. of Votes - in favour (4)	No. of Votes - against (5)	% of Votes in favour on votes polled (6)=[(4)/(2)]*100	% of Votes against on votes polled (7)=[(5)/(2)]*100
Promoter and Promoter Group	E-Voting	14,75,19,732	14,75,19,732	100.000	14,75,19,732	0	100.000	0.000
	Insta Poll	14,75,19,732	0	0.000	0	0	0.000	0.000
	Postal Ballot	14,75,19,732	0	0.000	0	0	0.000	0.000
	Total	14,75,19,732	14,75,19,732	100.000	14,75,19,732	0	100.000	0.000
Public- Institutions	E-Voting	17,36,27,323	14,16,79,492	81.600	14,16,79,492	0	100.000	0.000
	Insta Poll	17,36,27,323	0	0.000	0	0	0.000	0.000
	Postal Ballot	17,36,27,323	0	0.000	0	0	0.000	0.000
	Total	17,36,27,323	14,16,79,492	81.600	14,16,79,492	0	100.000	0.000
Public- Non Institutions	E-Voting	20,59,67,837	9,09,56,761	44.161	90955865	896	99.999	0.001
	Insta Poll	20,59,67,837	81,923	0.040	81923	0	100.000	0.000
	Postal Ballot	20,59,67,837	0	0.000	0	0	0.000	0.000
	Total	20,59,67,837	9,10,38,684	44.200	9,10,37,788	896	99.999	0.001
Total	52,71,14,892	38,02,37,908	72.136	38,02,37,012	896	100.000	0.000	
Voting by members holding Partly paid up Equity Shares of face value of Rs. 2 each, with paid up value Rs.1.10 per share (having 55% Voting Rights on each share held by them) (PPS)								
Category	Mode of Voting	No. of shares held (1)	No. of votes polled (2)	% of Votes Polled on outstanding shares (3)=[(2)/(1)]*100	No. of Votes - in favour (4)	No. of Votes - against (5)	% of Votes in favour on votes polled (6)=[(4)/(2)]*100	% of Votes against on votes polled (7)=[(5)/(2)]*100
Promoter and Promoter Group	E-Voting	3,57,88,434	3,57,88,434	100.000	3,57,88,434	0	100.000	0.000
	Insta Poll	3,57,88,434	0	0.000	0	0	0.000	0.000
	Postal Ballot	3,57,88,434	0	0.000	0	0	0.000	0.000
	Total	3,57,88,434	3,57,88,434	100.000	3,57,88,434	0	100.000	0.000
Public- Institutions	E-Voting	1,06,05,180	90,49,372	85.330	90,49,372	0	100.000	0.000
	Insta Poll	1,06,05,180	0	0.000	0	0	0.000	0.000
	Postal Ballot	1,06,05,180	0	0.000	0	0	0.000	0.000
	Total	1,06,05,180	90,49,372	85.330	90,49,372	0	100.000	0.000
Public- Non Institutions	E-Voting	3,64,39,404	1,73,71,777	47.673	1,73,71,777	0	100.000	0.000
	Insta Poll	3,64,39,404	88,493	0.243	88,493	0	100.000	0.000
	Postal Ballot	3,64,39,404	0	0.000	0	0	0.000	0.000
	Total	3,64,39,404	1,74,60,270	47.916	1,74,60,270	0	100.000	0.000
Total	8,28,33,018	6,22,98,076	75.209	6,22,98,076	0	100.000	0.000	
Voting by members holding Partly paid up Equity Shares of face value of Rs. 2 each, with paid up value Re.0.80 per share (having 40% Voting Rights on each share held by them) (PPS)								
Category	Mode of Voting	No. of shares held (1)	No. of votes polled (2)	% of Votes Polled on outstanding shares (3)=[(2)/(1)]*100	No. of Votes - in favour (4)	No. of Votes - against (5)	% of Votes in favour on votes polled (6)=[(4)/(2)]*100	% of Votes against on votes polled (7)=[(5)/(2)]*100
Promoter and Promoter Group	E-Voting	0	0	0.000	0	0	0.000	0.000
	Insta Poll	0	0	0.000	0	0	0.000	0.000
	Postal Ballot	0	0	0.000	0	0	0.000	0.000
	Total	0	0	0.000	0	0	0.000	0.000
Public- Institutions	E-Voting	464	0	0.000	0	0	0.000	0.000
	Insta Poll	464	0	0.000	0	0	0.000	0.000
	Postal Ballot	464	0	0.000	0	0	0.000	0.000
	Total	464	0	0.000	0	0	0.000	0.000
Public- Non Institutions	E-Voting	75,636	0	0.000	0	0	0.000	0.000
	Insta Poll	75,636	0	0.000	0	0	0.000	0.000
	Postal Ballot	75,636	0	0.000	0	0	0.000	0.000
	Total	75,636	0	0.000	0	0	0.000	0.000
Total	76,100	0	0.000	0	0	0.000	0.000	
Combined voting by members -Based on the Voting Rights (FPS-100% ; PPS-55%; PPS- 40%) held by them								
Category	Mode of Voting	Voting Rights Held (1)	Voting Rights Polled (2)	% of Voting Rights Polled on outstanding Voting Rights (3)=[(2)/(1)]*100	No. of Voting Rights - in favour (4)	No. of Voting Rights - against (5)	% of Voting Rights in favour on Voting Rights polled (6)=[(4)/(2)]*100	% of Voting Rights against on Voting Rights polled (7)=[(5)/(2)]*100
Promoter and Promoter Group	E-Voting	16,72,03,370.70	16,72,03,370.70	100.000	16,72,03,370.70	0	100.000	0.000
	Insta Poll	16,72,03,370.70	0	0.000	0	0	0.000	0.000
	Postal Ballot	16,72,03,370.70	0	0.000	0	0	0.000	0.000
	Total	16,72,03,370.70	16,72,03,370.70	100.000	16,72,03,370.70	0	100.000	0.000
Public- Institutions	E-Voting	17,94,60,357.60	14,66,56,646.60	81.721	14,66,56,646.60	0.00	100.000	0.000
	Insta Poll	17,94,60,357.60	0.00	0.000	0	0.00	0.000	0.000
	Postal Ballot	17,94,60,357.60	0.00	0.000	0	0	0.000	0.000
	Total	17,94,60,357.60	14,66,56,646.60	81.721	14,66,56,646.60	0.00	100.000	0.000
Public- Non Institutions	E-Voting	22,60,39,763.60	10,05,11,238.35	44.466	10,05,10,342.35	896.00	99.999	0.001
	Insta Poll	22,60,39,763.60	1,30,594.15	0.058	1,30,594.15	0.00	100.000	0.000
	Postal Ballot	22,60,39,763.60	0	0.000	0	0	0.000	0.000
	Total	22,60,39,763.60	10,06,41,832.50	44.524	10,06,40,936.50	896.00	99.999	0.001
Total	57,27,03,491.90	41,45,01,849.80	72.376	41,45,00,953.80	896.00	100.000	0.000	

Dhani Services Limited								
Agenda item no. 2: Re-appointment of Mr. Pinank Jayant Shah (DIN: 07859798), Executive Director and Key Managerial Personnel of the Company, as a Director, liable to retire by rotation.								
Resolution required: (Ordinary/ Special)			Ordinary					
Whether promoter/ promoter group are interested in the agenda/resolution?			No					
voting by members holding fully paid up Equity Shares of face value of Rs. 2 each (having 100% Voting Rights on each share held by them) (FPS)								
Category	Mode of Voting	No. of shares held (1)	No. of votes polled (2)	% of Votes Polled on outstanding shares (3)=[(2)/(1)]*100	No. of Votes – in favour (4)	No. of Votes – against (5)	% of Votes in favour on votes polled (6)=[(4)/(2)]*100	% of Votes against on votes polled (7)=[(5)/(2)]*100
Promoter and Promoter Group	E-Voting	14,75,19,732	14,75,19,732	100.000	14,75,19,732	0	100.000	0.000
	Insta Poll	14,75,19,732	0	0.000	0	0	0.000	0.000
	Postal Ballot	14,75,19,732	0	0.000	0	0	0.000	0.000
	Total	14,75,19,732	14,75,19,732	100.000	14,75,19,732	0	100.000	0.000
Public- Institutions	E-Voting	17,36,27,323	141679492	81.600	14,16,79,492	0	100.000	0.000
	Insta Poll	17,36,27,323	0	0.000	0	0	0.000	0.000
	Postal Ballot	17,36,27,323	0	0.000	0	0	0.000	0.000
	Total	17,36,27,323	14,16,79,492	81.600	14,16,79,492	0	100.000	0.000
Public- Non Institutions	E-Voting	20,59,67,837	90956210	44.160	90935305	20,905	99.977	0.023
	Insta Poll	20,59,67,837	81923	0.040	81923	0	100.000	0.000
	Postal Ballot	20,59,67,837	0	0.000	0	0	0.000	0.000
	Total	20,59,67,837	9,10,38,133	44.200	9,10,17,228	20,905	99.977	0.023
Total	52,71,14,892	38,02,37,357	72.136	38,02,16,452	20,905	99.995	0.005	
voting by members holding Partly paid up Equity Shares of face value of Rs. 2 each, with paid up value Rs.1.10 per share (having 55% Voting Rights on each share held by them) (PPS)								
Category	Mode of Voting	No. of shares held (1)	No. of votes polled (2)	% of Votes Polled on outstanding shares (3)=[(2)/(1)]*100	No. of Votes – in favour (4)	No. of Votes – against (5)	% of Votes in favour on votes polled (6)=[(4)/(2)]*100	% of Votes against on votes polled (7)=[(5)/(2)]*100
Promoter and Promoter Group	E-Voting	3,57,88,434	3,57,88,434	100.000	3,57,88,434	0	100.000	0.000
	Insta Poll	3,57,88,434	0	0.000	0	0	0.000	0.000
	Postal Ballot	3,57,88,434	0	0.000	0	0	0.000	0.000
	Total	3,57,88,434	3,57,88,434	100.000	3,57,88,434	0	100.000	0.000
Public- Institutions	E-Voting	1,06,05,180	90,49,372	85.330	90,49,372	0	100.000	0.000
	Insta Poll	1,06,05,180	0	0.000	0	0	0.000	0.000
	Postal Ballot	1,06,05,180	0	0.000	0	0	0.000	0.000
	Total	1,06,05,180	90,49,372	85.330	90,49,372	0	100.000	0.000
Public- Non Institutions	E-Voting	3,64,39,404	1,73,71,777	47.673	1,73,67,009	4,768	99.973	0.027
	Insta Poll	3,64,39,404	88,493	0.243	88,493	0	100.000	0.000
	Postal Ballot	3,64,39,404	0	0.000	0	0	0.000	0.000
	Total	3,64,39,404	1,74,60,270	47.916	1,74,55,502	4,768	99.973	0.027
Total	8,28,33,018	6,22,98,076	75.209	6,22,93,308	4,768	99.992	0.008	
voting by members holding Partly paid up Equity Shares of face value of Rs. 2 each, with paid up value Re.0.80 per share (having 40% Voting Rights on each share held by them) (PPS)								
Category	Mode of Voting	No. of shares held (1)	No. of votes polled (2)	% of Votes Polled on outstanding shares (3)=[(2)/(1)]*100	No. of Votes – in favour (4)	No. of Votes – against (5)	% of Votes in favour on votes polled (6)=[(4)/(2)]*100	% of Votes against on votes polled (7)=[(5)/(2)]*100
Promoter and Promoter Group	E-Voting	0	0	0.000	0	0	0.000	0.000
	Insta Poll	0	0	0.000	0	0	0.000	0.000
	Postal Ballot	0	0	0.000	0	0	0.000	0.000
	Total	0	0	0.000	0	0	0.000	0.000
Public- Institutions	E-Voting	464	0	0.000	0	0	0.000	0.000
	Insta Poll	464	0	0.000	0	0	0.000	0.000
	Postal Ballot	464	0	0.000	0	0	0.000	0.000
	Total	464	0	0.000	0	0	0.000	0.000
Public- Non Institutions	E-Voting	75,636	0	0.000	0	0	0.000	0.000
	Insta Poll	75,636	0	0.000	0	0	0.000	0.000
	Postal Ballot	75,636	0	0.000	0	0	0.000	0.000
	Total	75,636	0	0.000	0	0	0.000	0.000
Total	76,100	0	0.000	0	0	0.000	0.000	
Combined voting by members -Based on the Voting Rights (FPS-100% ; PPS-55%; PPS- 40%) held by them								
Category	Mode of Voting	Voting Rights Held (1)	Voting Rights Polled (2)	% of Voting Rights Polled on outstanding Voting Rights (3)=[(2)/(1)]*100	No. of Voting Rights - in favour (4)	No. of Voting Rights - against (5)	% of Voting Rights in favour on Voting Rights polled (6)=[(4)/(2)]*100	% of Voting Rights against on Voting Rights polled (7)=[(5)/(2)]*100
Promoter and Promoter Group	E-Voting	16,72,03,370.70	16,72,03,370.70	100.000	16,72,03,370.70	0	100.000	0.000
	Insta Poll	16,72,03,370.70	0	0.000	0	0	0.000	0.000
	Postal Ballot	16,72,03,370.70	0	0.000	0	0	0.000	0.000
	Total	16,72,03,370.70	16,72,03,370.70	100.000	16,72,03,370.70	0	100.000	0.000
Public- Institutions	E-Voting	17,94,60,357.60	14,66,56,646.60	81.721	14,66,56,646.60	0.00	100.000	0.000
	Insta Poll	17,94,60,357.60	0.00	0.000	0	0	0.000	0.000
	Postal Ballot	17,94,60,357.60	0.00	0.000	0	0	0.000	0.000
	Total	17,94,60,357.60	14,66,56,646.60	81.721	14,66,56,646.60	0.00	100.000	0.000
Public- Non Institutions	E-Voting	22,60,39,763.60	10,05,10,687.35	44.466	10,04,87,159.95	23,527.40	99.977	0.023
	Insta Poll	22,60,39,763.60	1,30,594.15	0.058	1,30,594.15	0	100.000	0.000
	Postal Ballot	22,60,39,763.60	0	0.000	0	0	0.000	0.000
	Total	22,60,39,763.60	10,06,41,281.50	44.524	10,06,17,754.10	23,527.40	99.977	0.023
Total	57,27,03,491.90	41,45,01,298.80	72.376	41,44,77,771.40	23,527.40	99.994	0.006	

Dhani Services Limited								
Agenda item no. 3: Appointment of Mr. Rakesh Mohan Garg, IRS (Retd.) (DIN: 08970794) as an Independent Director, from November 25, 2020 up to November 24, 2021, not liable to retire by rotation.								
Resolution required: (Ordinary/ Special)			Ordinary					
Whether promoter/ promoter group are interested in the agenda/resolution?			No					
voting by members holding fully paid up Equity Shares of face value of Rs. 2 each (having 100% Voting Rights on each share held by them) (FPS)								
Category	Mode of Voting	No. of shares held (1)	No. of votes polled (2)	% of Votes Polled on outstanding shares (3)=[(2)/(1)]*100	No. of Votes – in favour (4)	No. of Votes – against (5)	% of Votes in favour on votes polled (6)=[(4)/(2)]*100	% of Votes against on votes polled (7)=[(5)/(2)]*100
Promoter and Promoter Group	E-Voting	14,75,19,732	14,75,19,732	100.000	14,75,19,732	0	100.000	0.000
	Insta Poll	14,75,19,732	0	0.000	0	0	0.000	0.000
	Postal Ballot	14,75,19,732	0	0.000	0	0	0.000	0.000
	Total	14,75,19,732	14,75,19,732	100.000	14,75,19,732	0	100.000	0.000
Public- Institutions	E-Voting	17,36,27,323	14,16,79,492	81.600	14,15,91,389	88,103	99.938	0.062
	Insta Poll	17,36,27,323	0	0.000	0	0	0.000	0.000
	Postal Ballot	17,36,27,323	0	0.000	0	0	0.000	0.000
	Total	17,36,27,323	14,16,79,492	81.600	14,15,91,389	88,103	99.938	0.062
Public- Non Institutions	E-Voting	20,59,67,837	9,09,56,309	44.160	9,09,37,958	18,351	99.980	0.020
	Insta Poll	20,59,67,837	81,923	0.040	81,923	0	100.000	0.000
	Postal Ballot	20,59,67,837	0	0.000	0	0	0.000	0.000
	Total	20,59,67,837	9,10,38,232	44.200	9,10,19,881	18,351	99.980	0.020
Total	52,71,14,892	38,02,37,456	72.136	38,01,31,002	1,06,454	99.972	0.028	
voting by members holding Partly paid up Equity Shares of face value of Rs. 2 each, with paid up value Rs.1.10 per share (having 55% Voting Rights on each share held by them) (PPS)								
Category	Mode of Voting	No. of shares held (1)	No. of votes polled (2)	% of Votes Polled on outstanding shares (3)=[(2)/(1)]*100	No. of Votes – in favour (4)	No. of Votes – against (5)	% of Votes in favour on votes polled (6)=[(4)/(2)]*100	% of Votes against on votes polled (7)=[(5)/(2)]*100
Promoter and Promoter Group	E-Voting	3,57,88,434	3,57,88,434	100.000	3,57,88,434	0	100.000	0.000
	Insta Poll	3,57,88,434	0	0.000	0	0	0.000	0.000
	Postal Ballot	3,57,88,434	0	0.000	0	0	0.000	0.000
	Total	3,57,88,434	3,57,88,434	100.000	3,57,88,434	0	100.000	0.000
Public- Institutions	E-Voting	1,06,05,180	90,49,372	85.330	90,49,372	0	100.000	0.000
	Insta Poll	1,06,05,180	0	0.000	0	0	0.000	0.000
	Postal Ballot	1,06,05,180	0	0.000	0	0	0.000	0.000
	Total	1,06,05,180	90,49,372	85.330	90,49,372	0	100.000	0.000
Public- Non Institutions	E-Voting	3,64,39,404	1,73,71,777	47.673	1,73,67,153	4,624	99.973	0.027
	Insta Poll	3,64,39,404	88,493	0.243	88,493	0	100.000	0.000
	Postal Ballot	3,64,39,404	0	0.000	0	0	0.000	0.000
	Total	3,64,39,404	1,74,60,270	47.916	1,74,55,646	4,624	99.974	0.026
Total	8,28,33,018	6,22,98,076	75.209	6,22,93,452	4,624	99.993	0.007	
voting by members holding Partly paid up Equity Shares of face value of Rs. 2 each, with paid up value Re.0.80 per share (having 40% Voting Rights on each share held by them) (PPS)								
Category	Mode of Voting	No. of shares held (1)	No. of votes polled (2)	% of Votes Polled on outstanding shares (3)=[(2)/(1)]*100	No. of Votes – in favour (4)	No. of Votes – against (5)	% of Votes in favour on votes polled (6)=[(4)/(2)]*100	% of Votes against on votes polled (7)=[(5)/(2)]*100
Promoter and Promoter Group	E-Voting	0	0	0.000	0	0	0.000	0.000
	Insta Poll	0	0	0.000	0	0	0.000	0.000
	Postal Ballot	0	0	0.000	0	0	0.000	0.000
	Total	0	0	0.000	0	0	0.000	0.000
Public- Institutions	E-Voting	464	0	0.000	0	0	0.000	0.000
	Insta Poll	464	0	0.000	0	0	0.000	0.000
	Postal Ballot	464	0	0.000	0	0	0.000	0.000
	Total	464	0	0.000	0	0	0.000	0.000
Public- Non Institutions	E-Voting	75,636	0	0.000	0	0	0.000	0.000
	Insta Poll	75,636	0	0.000	0	0	0.000	0.000
	Postal Ballot	75,636	0	0.000	0	0	0.000	0.000
	Total	75,636	0	0.000	0	0	0.000	0.000
Total	76,100	0	0.000	0	0	0.000	0.000	
Combined voting by members -Based on the Voting Rights (FPS-100% ; PPS-55%; PPS- 40%) held by them								
Category	Mode of Voting	Voting Rights Held (1)	Voting Rights Polled (2)	% of Voting Rights Polled on outstanding Voting Rights (3)=[(2)/(1)]*100	No. of Voting Rights - in favour (4)	No. of Voting Rights - against (5)	% of Voting Rights in favour on Voting Rights polled (6)=[(4)/(2)]*100	% of Voting Rights against on Voting Rights polled (7)=[(5)/(2)]*100
Promoter and Promoter Group	E-Voting	16,72,03,370.70	16,72,03,370.70	100.000	16,72,03,370.70	0	100.000	0.000
	Insta Poll	16,72,03,370.70	0	0.000	0	0	0.000	0.000
	Postal Ballot	16,72,03,370.70	0	0.000	0	0	0.000	0.000
	Total	16,72,03,370.70	16,72,03,370.70	100.000	16,72,03,370.70	0	100.000	0.000
Public- Institutions	E-Voting	17,94,60,357.60	14,66,56,646.60	81.721	14,65,68,543.60	88,103.00	99.940	0.060
	Insta Poll	17,94,60,357.60	0.00	0.000	0.00	0.00	0.000	0.000
	Postal Ballot	17,94,60,357.60	0.00	0.000	0.00	0.00	0.000	0.000
	Total	17,94,60,357.60	14,66,56,646.60	81.721	14,65,68,543.60	88,103.00	99.940	0.060
Public- Non Institutions	E-Voting	22,60,39,763.60	10,05,10,786.35	44.466	10,04,89,892.15	20,894.20	99.979	0.021
	Insta Poll	22,60,39,763.60	1,30,594.15	0.058	1,30,594.15	0	100.000	0.000
	Postal Ballot	22,60,39,763.60	0	0.000	0	0	0.000	0.000
	Total	22,60,39,763.60	10,06,41,380.50	44.524	10,06,20,486.30	20,894.20	99.979	0.021
Total	57,27,03,491.90	41,45,01,397.80	72.376	41,43,92,400.60	1,08,997.20	99.974	0.026	

Dhani Services Limited								
Agenda item no. 4: Appointment of Mr. Vijay Chugh, (Retired Principal Chief General Manager, RBI) (DIN: 07112794) as an Independent Director, from December 21, 2020 up to December 20, 2021, not liable to retire by rotation.								
Resolution required: (Ordinary/ Special)			Ordinary					
Whether promoter/ promoter group are interested in the agenda/resolution?			No					
voting by members holding fully paid up Equity Shares of face value of Rs. 2 each (having 100% Voting Rights on each share held by them) (FPS)								
Category	Mode of Voting	No. of shares held (1)	No. of votes polled (2)	% of Votes Polled on outstanding shares (3)=[(2)/(1)]*100	No. of Votes – in favour (4)	No. of Votes – against (5)	% of Votes in favour on votes polled (6)=[(4)/(2)]*100	% of Votes against on votes polled (7)=[(5)/(2)]*100
Promoter and Promoter Group	E-Voting	14,75,19,732	14,75,19,732	100.000	14,75,19,732	0	100.000	0.000
	Insta Poll	14,75,19,732	0	0.000	0	0	0.000	0.000
	Postal Ballot	14,75,19,732	0	0.000	0	0	0.000	0.000
	Total	14,75,19,732	14,75,19,732	100.000	14,75,19,732	0	100.000	0.000
Public-Institutions	E-Voting	17,36,27,323	14,16,79,492	81.600	14,15,91,389	88,103	99.938	0.062
	Insta Poll	17,36,27,323	0	0.000	0	0	0.000	0.000
	Postal Ballot	17,36,27,323	0	0.000	0	0	0.000	0.000
	Total	17,36,27,323	14,16,79,492	81.600	14,15,91,389	88,103	99.938	0.062
Public- Non Institutions	E-Voting	20,59,67,837	9,09,56,309	44.160	9,09,44,417	11,892	99.987	0.013
	Insta Poll	20,59,67,837	81,923	0.040	81,923	0	100.000	0.000
	Postal Ballot	20,59,67,837	0	0.000	0	0	0.000	0.000
	Total	20,59,67,837	9,10,38,232	44.200	9,10,26,340	11,892	99.987	0.013
Total	52,71,14,892	38,02,37,456	72.136	38,01,37,461	99,995	99.974	0.026	
voting by members holding Partly paid up Equity Shares of face value of Rs. 2 each, with paid up value Rs.1.10 per share (having 55% Voting Rights on each share held by them) (PPS)								
Category	Mode of Voting	No. of shares held (1)	No. of votes polled (2)	% of Votes Polled on outstanding shares (3)=[(2)/(1)]*100	No. of Votes – in favour (4)	No. of Votes – against (5)	% of Votes in favour on votes polled (6)=[(4)/(2)]*100	% of Votes against on votes polled (7)=[(5)/(2)]*100
Promoter and Promoter Group	E-Voting	3,57,88,434	3,57,88,434	100.000	3,57,88,434	0	100.000	0.000
	Insta Poll	3,57,88,434	0	0.000	0	0	0.000	0.000
	Postal Ballot	3,57,88,434	0	0.000	0	0	0.000	0.000
	Total	3,57,88,434	3,57,88,434	100.000	3,57,88,434	0	100.000	0.000
Public-Institutions	E-Voting	1,06,05,180	90,49,372	85.330	90,49,372	0	100.000	0.000
	Insta Poll	1,06,05,180	0	0.000	0	0	0.000	0.000
	Postal Ballot	1,06,05,180	0	0.000	0	0	0.000	0.000
	Total	1,06,05,180	90,49,372	85.330	90,49,372	0	100.000	0.000
Public- Non Institutions	E-Voting	3,64,39,404	1,73,71,777	47.673	1,73,67,177	4,600	99.974	0.026
	Insta Poll	3,64,39,404	88,493	0.243	88,493	0	100.000	0.000
	Postal Ballot	3,64,39,404	0	0.000	0	0	0.000	0.000
	Total	3,64,39,404	1,74,60,270	47.916	1,74,55,670	4,600	99.974	0.026
Total	8,28,33,018	6,22,98,076	75.209	6,22,93,476	4,600	99.993	0.007	
voting by members holding Partly paid up Equity Shares of face value of Rs. 2 each, with paid up value Re.0.80 per share (having 40% Voting Rights on each share held by them) (PPS)								
Category	Mode of Voting	No. of shares held (1)	No. of votes polled (2)	% of Votes Polled on outstanding shares (3)=[(2)/(1)]*100	No. of Votes – in favour (4)	No. of Votes – against (5)	% of Votes in favour on votes polled (6)=[(4)/(2)]*100	% of Votes against on votes polled (7)=[(5)/(2)]*100
Promoter and Promoter Group	E-Voting	0	0	0.000	0	0	0.000	0.000
	Insta Poll	0	0	0.000	0	0	0.000	0.000
	Postal Ballot	0	0	0.000	0	0	0.000	0.000
	Total	0	0	0.000	0	0	0.000	0.000
Public-Institutions	E-Voting	464	0	0.000	0	0	0.000	0.000
	Insta Poll	464	0	0.000	0	0	0.000	0.000
	Postal Ballot	464	0	0.000	0	0	0.000	0.000
	Total	464	0	0.000	0	0	0.000	0.000
Public- Non Institutions	E-Voting	75,636	0	0.000	0	0	0.000	0.000
	Insta Poll	75,636	0	0.000	0	0	0.000	0.000
	Postal Ballot	75,636	0	0.000	0	0	0.000	0.000
	Total	75,636	0	0.000	0	0	0.000	0.000
Total	76,100	0	0.000	0	0	0.000	0.000	
Combined voting by members -Based on the Voting Rights (FPS-100% ; PPS-55%; PPS- 40%) held by them								
Category	Mode of Voting	Voting Rights Held (1)	Voting Rights Polled (2)	% of Voting Rights Polled on outstanding Voting Rights (3)=[(2)/(1)]*100	No. of Voting Rights - in favour (4)	No. of Voting Rights - against (5)	% of Voting Rights in favour on Voting Rights polled (6)=[(4)/(2)]*100	% of Voting Rights against on Voting Rights polled (7)=[(5)/(2)]*100
Promoter and Promoter Group	E-Voting	16,72,03,370.70	16,72,03,370.70	100.000	16,72,03,370.70	0	100.000	0.000
	Insta Poll	16,72,03,370.70	0	0.000	0	0	0.000	0.000
	Postal Ballot	16,72,03,370.70	0	0.000	0	0	0.000	0.000
	Total	16,72,03,370.70	16,72,03,370.70	100.000	16,72,03,370.70	0	100.000	0.000
Public-Institutions	E-Voting	17,94,60,357.60	14,66,56,646.60	81.721	14,65,68,543.60	88,103.00	99.940	0.060
	Insta Poll	17,94,60,357.60	0.00	0.000	-	0.00	0.000	0.000
	Postal Ballot	17,94,60,357.60	0	0.000	0	0	0.000	0.000
	Total	17,94,60,357.60	14,66,56,646.60	81.721	14,65,68,543.60	88,103.00	99.940	0.060
Public- Non Institutions	E-Voting	22,60,39,763.60	10,05,10,786.35	44.466	10,04,96,364.35	14,422.00	99.986	0.014
	Insta Poll	22,60,39,763.60	1,30,594.15	0.058	1,30,594.15	0	100.000	0.000
	Postal Ballot	22,60,39,763.60	0	0.000	0	0	0.000	0.000
	Total	22,60,39,763.60	10,06,41,380.50	44.524	10,06,26,958.50	14,422.00	99.986	0.014
Total	57,27,03,491.90	41,45,01,397.80	72.376	41,43,98,872.80	1,02,525.00	99.975	0.025	

Dhani Services Limited								
Agenda item no. 5: Appointment of Mr. Anish Williams (DIN: 03314110) as Non-Executive Non Independent Director of the Company, liable to retire by rotation.								
Resolution required: (Ordinary/ Special)			Ordinary					
Whether promoter/ promoter group are interested in the agenda/resolution?			No					
voting by members holding fully paid up Equity Shares of face value of Rs. 2 each (having 100% Voting Rights on each share held by them) (FPS)								
Category	Mode of Voting	No. of shares held (1)	No. of votes polled (2)	% of Votes Polled on outstanding shares (3)=[(2)/(1)]*100	No. of Votes – in favour (4)	No. of Votes – against (5)	% of Votes in favour on votes polled (6)=[(4)/(2)]*100	% of Votes against on votes polled (7)=[(5)/(2)]*100
Promoter and Promoter Group	E-Voting	14,75,19,732	14,75,19,732	100.000	14,75,19,732	0	100.000	0.000
	Insta Poll	14,75,19,732	0	0.000	0	0	0.000	0.000
	Postal Ballot	14,75,19,732	0	0.000	0	0	0.000	0.000
	Total	14,75,19,732	14,75,19,732	100.000	14,75,19,732	0	100.000	0.000
Public- Institutions	E-Voting	17,36,27,323	14,16,79,492	81.600	14,15,91,389	88,103	99.938	0.062
	Insta Poll	17,36,27,323	0	0.000	0	0	0.000	0.000
	Postal Ballot	17,36,27,323	0	0.000	0	0	0.000	0.000
	Total	17,36,27,323	14,16,79,492	81.600	14,15,91,389	88,103	99.938	0.062
Public- Non Institutions	E-Voting	20,59,67,837	9,09,56,258	44.160	9,09,38,232	18,026	99.980	0.020
	Insta Poll	20,59,67,837	81,923	0.040	81,923	0	100.000	0.000
	Postal Ballot	20,59,67,837	0	0.000	0	0	0.000	0.000
	Total	20,59,67,837	9,10,38,181	44.200	9,10,20,155	18,026	99.980	0.020
Total	52,71,14,892	38,02,37,405	72.136	38,01,31,276	1,06,129	99.972	0.028	
voting by members holding Partly paid up Equity Shares of face value of Rs. 2 each, with paid up value Rs.1.10 per share (having 55% Voting Rights on each share held by them) (PPS)								
Category	Mode of Voting	No. of shares held (1)	No. of votes polled (2)	% of Votes Polled on outstanding shares (3)=[(2)/(1)]*100	No. of Votes – in favour (4)	No. of Votes – against (5)	% of Votes in favour on votes polled (6)=[(4)/(2)]*100	% of Votes against on votes polled (7)=[(5)/(2)]*100
Promoter and Promoter Group	E-Voting	3,57,88,434	3,57,88,434	100.000	3,57,88,434	0	100.000	0.000
	Insta Poll	3,57,88,434	0	0.000	0	0	0.000	0.000
	Postal Ballot	3,57,88,434	0	0.000	0	0	0.000	0.000
	Total	3,57,88,434	3,57,88,434	100.000	3,57,88,434	0	100.000	0.000
Public- Institutions	E-Voting	1,06,05,180	90,49,372	85.330	90,49,372	0	100.000	0.000
	Insta Poll	1,06,05,180	0	0.000	0	0	0.000	0.000
	Postal Ballot	1,06,05,180	0	0.000	0	0	0.000	0.000
	Total	1,06,05,180	90,49,372	85.330	90,49,372	0	100.000	0.000
Public- Non Institutions	E-Voting	3,64,39,404	1,73,71,777	47.673	1,73,66,985	4,792	99.972	0.028
	Insta Poll	3,64,39,404	88,493	0.243	88,493	0	100.000	0.000
	Postal Ballot	3,64,39,404	0	0.000	0	0	0.000	0.000
	Total	3,64,39,404	1,74,60,270	47.916	1,74,55,478	4,792	99.973	0.027
Total	8,28,33,018	6,22,98,076	75.209	6,22,93,284	4,792	99.992	0.008	
voting by members holding Partly paid up Equity Shares of face value of Rs. 2 each, with paid up value Re.0.80 per share (having 40% Voting Rights on each share held by them) (PPS)								
Category	Mode of Voting	No. of shares held (1)	No. of votes polled (2)	% of Votes Polled on outstanding shares (3)=[(2)/(1)]*100	No. of Votes – in favour (4)	No. of Votes – against (5)	% of Votes in favour on votes polled (6)=[(4)/(2)]*100	% of Votes against on votes polled (7)=[(5)/(2)]*100
Promoter and Promoter Group	E-Voting	0	0	0.000	0	0	0.000	0.000
	Insta Poll	0	0	0.000	0	0	0.000	0.000
	Postal Ballot	0	0	0.000	0	0	0.000	0.000
	Total	0	0	0.000	0	0	0.000	0.000
Public- Institutions	E-Voting	464	0	0.000	0	0	0.000	0.000
	Insta Poll	464	0	0.000	0	0	0.000	0.000
	Postal Ballot	464	0	0.000	0	0	0.000	0.000
	Total	464	0	0.000	0	0	0.000	0.000
Public- Non Institutions	E-Voting	75,636	0	0.000	0	0	0.000	0.000
	Insta Poll	75,636	0	0.000	0	0	0.000	0.000
	Postal Ballot	75,636	0	0.000	0	0	0.000	0.000
	Total	75,636	0	0.000	0	0	0.000	0.000
Total	76,100	0	0.000	0	0	0.000	0.000	
Combined voting by members -Based on the Voting Rights (FPS-100% ; PPS-55%; PPS- 40%) held by them								
Category	Mode of Voting	Voting Rights Held (1)	Voting Rights Polled (2)	% of Voting Rights Polled on outstanding Voting Rights (3)=[(2)/(1)]*100	No. of Voting Rights - in favour (4)	No. of Voting Rights - against (5)	% of Voting Rights in favour on Voting Rights polled (6)=[(4)/(2)]*100	% of Voting Rights against on Voting Rights polled (7)=[(5)/(2)]*100
Promoter and Promoter Group	E-Voting	16,72,03,370.70	16,72,03,370.70	100.000	16,72,03,370.70	0	100.000	0.000
	Insta Poll	16,72,03,370.70	0	0.000	0	0	0.000	0.000
	Postal Ballot	16,72,03,370.70	0	0.000	0	0	0.000	0.000
	Total	16,72,03,370.70	16,72,03,370.70	100.000	16,72,03,370.70	0	100.000	0.000
Public- Institutions	E-Voting	17,94,60,357.60	14,66,56,646.60	81.721	14,65,68,543.60	88,103.00	99.940	0.060
	Insta Poll	17,94,60,357.60	0.00	0.000	0	0.00	0.000	0.000
	Postal Ballot	17,94,60,357.60	0.00	0.000	0	0	0.000	0.000
	Total	17,94,60,357.60	14,66,56,646.60	81.721	14,65,68,543.60	88,103.00	99.940	0.060
Public- Non Institutions	E-Voting	22,60,39,763.60	10,05,10,735.35	44.466	10,04,90,073.75	20,661.60	99.979	0.021
	Insta Poll	22,60,39,763.60	1,30,594.15	0.058	1,30,594.15	0.00	100.000	0.000
	Postal Ballot	22,60,39,763.60	0	0.000	0	0	0.000	0.000
	Total	22,60,39,763.60	10,06,41,329.50	44.524	10,06,20,667.90	20,661.60	99.979	0.021
Total	57,27,03,491.90	41,45,01,346.80	72.376	41,43,92,582.20	1,08,764.60	99.974	0.026	

Dhani Services Limited								
Agenda item no. 6: Re-appointment of Mrs. Fantry Mein Jaswal, IRS (Retd.) (DIN: 07011247), as an Independent Director, from August 23, 2021 up to August 22, 2022, not liable to retire by rotation.								
Resolution required: (Ordinary/ Special)			Special					
Whether promoter/ promoter group are interested in the agenda/resolution?			No					
voting by members holding fully paid up Equity Shares of face value of Rs. 2 each (having 100% Voting Rights on each share held by them) (FPS)								
Category	Mode of Voting	No. of shares held (1)	No. of votes polled (2)	% of Votes Polled on outstanding shares (3)=[(2)/(1)]*100	No. of Votes – in favour (4)	No. of Votes – against (5)	% of Votes in favour on votes polled (6)=[(4)/(2)]*100	% of Votes against on votes polled (7)=[(5)/(2)]*100
Promoter and Promoter Group	E-Voting	14,75,19,732	14,75,19,732	100.000	14,75,19,732	0	100.000	0.000
	Insta Poll	14,75,19,732	0	0.000	0	0	0.000	0.000
	Postal Ballot	14,75,19,732	0	0.000	0	0	0.000	0.000
	Total	14,75,19,732	14,75,19,732	100.000	14,75,19,732	0	100.000	0.000
Public- Institutions	E-Voting	17,36,27,323	14,16,79,492	81.600	14,15,91,389	88,103	99.938	0.062
	Insta Poll	17,36,27,323	0	0.000	0	0	0.000	0.000
	Postal Ballot	17,36,27,323	0	0.000	0	0	0.000	0.000
	Total	17,36,27,323	14,16,79,492	81.600	14,15,91,389	88,103	99.938	0.062
Public- Non Institutions	E-Voting	20,59,67,837	9,09,56,258	44.160	9,09,41,697	14,561	99.984	0.016
	Insta Poll	20,59,67,837	81,923	0.040	81,923	0	100.000	0.000
	Postal Ballot	20,59,67,837	0	0.000	0	0	0.000	0.000
	Total	20,59,67,837	9,10,38,181	44.200	9,10,23,620	14,561	99.984	0.016
Total	52,71,14,892	38,02,37,405	72.136	38,01,34,741	1,02,664	99.973	0.027	
voting by members holding Partly paid up Equity Shares of face value of Rs. 2 each, with paid up value Rs.1.10 per share (having 55% Voting Rights on each share held by them) (PPS)								
Category	Mode of Voting	No. of shares held (1)	No. of votes polled (2)	% of Votes Polled on outstanding shares (3)=[(2)/(1)]*100	No. of Votes – in favour (4)	No. of Votes – against (5)	% of Votes in favour on votes polled (6)=[(4)/(2)]*100	% of Votes against on votes polled (7)=[(5)/(2)]*100
Promoter and Promoter Group	E-Voting	3,57,88,434	3,57,88,434	100.000	3,57,88,434	0	100.000	0.000
	Insta Poll	3,57,88,434	0	0.000	0	0	0.000	0.000
	Postal Ballot	3,57,88,434	0	0.000	0	0	0.000	0.000
	Total	3,57,88,434	3,57,88,434	100.000	3,57,88,434	0	100.000	0.000
Public- Institutions	E-Voting	1,06,05,180	90,49,372	85.330	90,49,372	0	100.000	0.000
	Insta Poll	1,06,05,180	0	0.000	0	0	0.000	0.000
	Postal Ballot	1,06,05,180	0	0.000	0	0	0.000	0.000
	Total	1,06,05,180	90,49,372	85.330	90,49,372	0	100.000	0.000
Public- Non Institutions	E-Voting	3,64,39,404	1,73,71,777	47.673	1,73,67,143	4,634	99.973	0.027
	Insta Poll	3,64,39,404	88,493	0.243	88,493	0	100.000	0.000
	Postal Ballot	3,64,39,404	0	0.000	0	0	0.000	0.000
	Total	3,64,39,404	1,74,60,270	47.916	1,74,55,636	4,634	99.973	0.027
Total	8,28,33,018	6,22,98,076	75.209	6,22,93,442	4,634	99.993	0.007	
voting by members holding Partly paid up Equity Shares of face value of Rs. 2 each, with paid up value Re.0.80 per share (having 40% Voting Rights on each share held by them) (PPS)								
Category	Mode of Voting	No. of shares held (1)	No. of votes polled (2)	% of Votes Polled on outstanding shares (3)=[(2)/(1)]*100	No. of Votes – in favour (4)	No. of Votes – against (5)	% of Votes in favour on votes polled (6)=[(4)/(2)]*100	% of Votes against on votes polled (7)=[(5)/(2)]*100
Promoter and Promoter Group	E-Voting	0	0	0.000	0	0	0.000	0.000
	Insta Poll	0	0	0.000	0	0	0.000	0.000
	Postal Ballot	0	0	0.000	0	0	0.000	0.000
	Total	0	0	0.000	0	0	0.000	0.000
Public- Institutions	E-Voting	464	0	0.000	0	0	0.000	0.000
	Insta Poll	464	0	0.000	0	0	0.000	0.000
	Postal Ballot	464	0	0.000	0	0	0.000	0.000
	Total	464	0	0.000	0	0	0.000	0.000
Public- Non Institutions	E-Voting	75,636	0	0.000	0	0	0.000	0.000
	Insta Poll	75,636	0	0.000	0	0	0.000	0.000
	Postal Ballot	75,636	0	0.000	0	0	0.000	0.000
	Total	75,636	0	0.000	0	0	0.000	0.000
Total	76,100	0	0.000	0	0	0.000	0.000	
Combined voting by members -Based on the Voting Rights (FPS-100% ; PPS-55%; PPS- 40%) held by them								
Category	Mode of Voting	Voting Rights Held (1)	Voting Rights Polled (2)	% of Voting Rights Polled on outstanding Voting Rights (3)=[(2)/(1)]*100	No. of Voting Rights - in favour (4)	No. of Voting Rights - against (5)	% of Voting Rights in favour on Voting Rights polled (6)=[(4)/(2)]*100	% of Voting Rights against on Voting Rights polled (7)=[(5)/(2)]*100
Promoter and Promoter Group	E-Voting	16,72,03,370.70	16,72,03,370.70	100.000	16,72,03,370.70	0	100.000	0.000
	Insta Poll	16,72,03,370.70	0	0.000	0	0	0.000	0.000
	Postal Ballot	16,72,03,370.70	0	0.000	0	0	0.000	0.000
	Total	16,72,03,370.70	16,72,03,370.70	100.000	16,72,03,370.70	0	100.000	0.000
Public- Institutions	E-Voting	17,94,60,357.60	14,66,56,646.60	81.721	14,65,68,543.60	88,103.00	99.940	0.060
	Insta Poll	17,94,60,357.60	0	0.000	0	0	0.000	0.000
	Postal Ballot	17,94,60,357.60	0	0.000	0	0	0.000	0.000
	Total	17,94,60,357.60	14,66,56,646.60	81.721	14,65,68,543.60	88,103.00	99.940	0.060
Public- Non Institutions	E-Voting	22,60,39,763.60	10,05,10,735.35	44.466	10,04,93,625.65	17,109.70	99.983	0.017
	Insta Poll	22,60,39,763.60	1,30,594.15	0.058	1,30,594.15	0.00	100.000	0.000
	Postal Ballot	22,60,39,763.60	0	0.000	0	0	0.000	0.000
	Total	22,60,39,763.60	10,06,41,329.50	44.524	10,06,24,219.80	17,109.70	99.983	0.017
Total	57,27,03,491.90	41,45,01,346.80	72.376	41,43,96,134.10	1,05,212.70	99.975	0.025	

Dhani Services Limited								
Agenda item no. 7: Re-appointment of Mr. Praveen Kumar Tripathi, a retired IAS and Ex- Chief Secretary, Govt. of NCT Delhi (DIN: 02167497), as an Independent Director, from September 16, 2021 up to September 15, 2022, not liable to retire by rotation.								
Resolution required: (Ordinary/ Special)			Special					
Whether promoter/ promoter group are interested in the agenda/resolution?			No					
voting by members holding fully paid up Equity Shares of face value of Rs. 2 each (having 100% Voting Rights on each share held by them) (FPS)								
Category	Mode of Voting	No. of shares held (1)	No. of votes polled (2)	% of Votes Polled on outstanding shares (3)=[(2)/(1)]*100	No. of Votes – in favour (4)	No. of Votes – against (5)	% of Votes in favour on votes polled (6)=[(4)/(2)]*100	% of Votes against on votes polled (7)=[(5)/(2)]*100
Promoter and Promoter Group	E-Voting	14,75,19,732	14,75,19,732	100.000	14,75,19,732	0	100.000	0.000
	Insta Poll	14,75,19,732	0	0.000	0	0	0.000	0.000
	Postal Ballot	14,75,19,732	0	0.000	0	0	0.000	0.000
	Total	14,75,19,732	14,75,19,732	100.000	14,75,19,732	0	100.000	0.000
Public- Institutions	E-Voting	17,36,27,323	14,16,79,492	81.600	14,04,33,209	12,46,283	99.120	0.880
	Insta Poll	17,36,27,323	0	0.000	0	0	0.000	0.000
	Postal Ballot	17,36,27,323	0	0.000	0	0	0.000	0.000
	Total	17,36,27,323	14,16,79,492	81.600	14,04,33,209	12,46,283	99.120	0.880
Public- Non Institutions	E-Voting	20,59,67,837	9,09,56,210	44.160	9,09,42,177	14,033	99.985	0.015
	Insta Poll	20,59,67,837	81,923	0.040	81,923	0	100.000	0.000
	Postal Ballot	20,59,67,837	0	0.000	0	0	0.000	0.000
	Total	20,59,67,837	9,10,38,133	44.200	9,10,24,100	14,033	99.985	0.015
Total	52,71,14,892	38,02,37,357	72.136	37,89,77,041	12,60,316	99.669	0.331	
voting by members holding Partly paid up Equity Shares of face value of Rs. 2 each, with paid up value Rs.1.10 per share (having 55% Voting Rights on each share held by them) (PPS)								
Category	Mode of Voting	No. of shares held (1)	No. of votes polled (2)	% of Votes Polled on outstanding shares (3)=[(2)/(1)]*100	No. of Votes – in favour (4)	No. of Votes – against (5)	% of Votes in favour on votes polled (6)=[(4)/(2)]*100	% of Votes against on votes polled (7)=[(5)/(2)]*100
Promoter and Promoter Group	E-Voting	3,57,88,434	3,57,88,434	100.000	3,57,88,434	0	100.000	0.000
	Insta Poll	3,57,88,434	0	0.000	0	0	0.000	0.000
	Postal Ballot	3,57,88,434	0	0.000	0	0	0.000	0.000
	Total	3,57,88,434	3,57,88,434	100.000	3,57,88,434	0	100.000	0.000
Public- Institutions	E-Voting	1,06,05,180	90,49,372	85.330	90,49,372	0	100.000	0.000
	Insta Poll	1,06,05,180	0	0.000	0	0	0.000	0.000
	Postal Ballot	1,06,05,180	0	0.000	0	0	0.000	0.000
	Total	1,06,05,180	90,49,372	85.330	90,49,372	0	100.000	0.000
Public- Non Institutions	E-Voting	3,64,39,404	1,73,71,777	47.673	1,73,66,971	4,806	99.972	0.028
	Insta Poll	3,64,39,404	88,493	0.243	88,493	0	100.000	0.000
	Postal Ballot	3,64,39,404	0	0.000	0	0	0.000	0.000
	Total	3,64,39,404	1,74,60,270	47.916	1,74,55,464	4,806	99.972	0.028
Total	8,28,33,018	6,22,98,076	75.209	6,22,93,270	4,806	99.992	0.008	
voting by members holding Partly paid up Equity Shares of face value of Rs. 2 each, with paid up value Re.0.80 per share (having 40% Voting Rights on each share held by them) (PPS)								
Category	Mode of Voting	No. of shares held (1)	No. of votes polled (2)	% of Votes Polled on outstanding shares (3)=[(2)/(1)]*100	No. of Votes – in favour (4)	No. of Votes – against (5)	% of Votes in favour on votes polled (6)=[(4)/(2)]*100	% of Votes against on votes polled (7)=[(5)/(2)]*100
Promoter and Promoter Group	E-Voting	0	0	0.000	0	0	0.000	0.000
	Insta Poll	0	0	0.000	0	0	0.000	0.000
	Postal Ballot	0	0	0.000	0	0	0.000	0.000
	Total	0	0	0.000	0	0	0.000	0.000
Public- Institutions	E-Voting	464	0	0.000	0	0	0.000	0.000
	Insta Poll	464	0	0.000	0	0	0.000	0.000
	Postal Ballot	464	0	0.000	0	0	0.000	0.000
	Total	464	0	0.000	0	0	0.000	0.000
Public- Non Institutions	E-Voting	75,636	0	0.000	0	0	0.000	0.000
	Insta Poll	75,636	0	0.000	0	0	0.000	0.000
	Postal Ballot	75,636	0	0.000	0	0	0.000	0.000
	Total	75,636	0	0.000	0	0	0.000	0.000
Total	76,100	0	0.000	0	0	0.000	0.000	
Combined voting by members -Based on the Voting Rights (FPS-100% ; PPS-55%; PPS- 40%) held by them								
Category	Mode of Voting	Voting Rights Held (1)	Voting Rights Polled (2)	% of Voting Rights Polled on outstanding Voting Rights (3)=[(2)/(1)]*100	No. of Voting Rights - in favour (4)	No. of Voting Rights - against (5)	% of Voting Rights in favour on Voting Rights polled (6)=[(4)/(2)]*100	% of Voting Rights against on Voting Rights polled (7)=[(5)/(2)]*100
Promoter and Promoter Group	E-Voting	16,72,03,370.70	16,72,03,370.70	100.000	16,72,03,370.70	0	100.000	0.000
	Insta Poll	16,72,03,370.70	0	0.000	0	0	0.000	0.000
	Postal Ballot	16,72,03,370.70	0	0.000	0	0	0.000	0.000
	Total	16,72,03,370.70	16,72,03,370.70	100.000	16,72,03,370.70	0	100.000	0.000
Public- Institutions	E-Voting	17,94,60,357.60	14,66,56,646.60	81.721	14,54,10,363.60	12,46,283.00	99.150	0.850
	Insta Poll	17,94,60,357.60	0	0.000	0	0	0.000	0.000
	Postal Ballot	17,94,60,357.60	0	0.000	0	0	0.000	0.000
	Total	17,94,60,357.60	14,66,56,646.60	81.721	14,54,10,363.60	12,46,283.00	99.150	0.850
Public- Non Institutions	E-Voting	22,60,39,763.60	10,05,10,687.35	44.466	10,04,94,011.05	16,676.30	99.983	0.017
	Insta Poll	22,60,39,763.60	1,30,594.15	0.058	1,30,594.15	0	100.000	0.000
	Postal Ballot	22,60,39,763.60	0	0.000	0	0	0.000	0.000
	Total	22,60,39,763.60	10,06,41,281.50	44.524	10,06,24,605.20	16,676.30	99.983	0.017
Total	57,27,03,491.90	41,45,01,298.80	72.376	41,32,38,339.50	12,62,959.30	99.695	0.305	

Dhani Services Limited								
Agenda item no. 8: Re-appointment of Mr. Rakesh Mohan Garg, IRS (Retd.) (DIN: 08970794), as an Independent Director, from November 25, 2021 up to November 24, 2022, not liable to retire by rotation.								
Resolution required: (Ordinary/ Special)			Special					
Whether promoter/ promoter group are interested in the agenda/resolution?			No					
voting by members holding fully paid up Equity Shares of face value of Rs. 2 each (having 100% Voting Rights on each share held by them) (FPS)								
Category	Mode of Voting	No. of shares held (1)	No. of votes polled (2)	% of Votes Polled on outstanding shares (3)=[(2)/(1)]*100	No. of Votes – in favour (4)	No. of Votes – against (5)	% of Votes in favour on votes polled (6)=[(4)/(2)]*100	% of Votes against on votes polled (7)=[(5)/(2)]*100
Promoter and Promoter Group	E-Voting	14,75,19,732	14,75,19,732	100.000	14,75,19,732	0	100.000	0.000
	Insta Poll	14,75,19,732	0	0.000	0	0	0.000	0.000
	Postal Ballot	14,75,19,732	0	0.000	0	0	0.000	0.000
	Total	14,75,19,732	14,75,19,732	100.000	14,75,19,732	0	100.000	0.000
Public-Institutions	E-Voting	17,36,27,323	14,16,79,492	81.600	14,15,91,389	88,103	99.938	0.062
	Insta Poll	17,36,27,323	0	0.000	0	0	0.000	0.000
	Postal Ballot	17,36,27,323	0	0.000	0	0	0.000	0.000
	Total	17,36,27,323	14,16,79,492	81.600	14,15,91,389	88,103	99.938	0.062
Public- Non Institutions	E-Voting	20,59,67,837	9,09,56,210	44.160	9,09,42,182	14,028	99.985	0.015
	Insta Poll	20,59,67,837	81,923	0.040	81,923	0	100.000	0.000
	Postal Ballot	20,59,67,837	0	0.000	0	0	0.000	0.000
	Total	20,59,67,837	9,10,38,133	44.200	9,10,24,105	14,028	99.985	0.015
Total	52,71,14,892	38,02,37,357	72.136	38,01,35,226	1,02,131	99.973	0.027	
voting by members holding Partly paid up Equity Shares of face value of Rs. 2 each, with paid up value Rs.1.10 per share (having 55% Voting Rights on each share held by them) (PPS)								
Category	Mode of Voting	No. of shares held (1)	No. of votes polled (2)	% of Votes Polled on outstanding shares (3)=[(2)/(1)]*100	No. of Votes – in favour (4)	No. of Votes – against (5)	% of Votes in favour on votes polled (6)=[(4)/(2)]*100	% of Votes against on votes polled (7)=[(5)/(2)]*100
Promoter and Promoter Group	E-Voting	3,57,88,434	3,57,88,434	100.000	3,57,88,434	0	100.000	0.000
	Insta Poll	3,57,88,434	0	0.000	0	0	0.000	0.000
	Postal Ballot	3,57,88,434	0	0.000	0	0	0.000	0.000
	Total	3,57,88,434	3,57,88,434	100.000	3,57,88,434	0	100.000	0.000
Public-Institutions	E-Voting	1,06,05,180	90,49,372	85.330	90,49,372	0	100.000	0.000
	Insta Poll	1,06,05,180	0	0.000	0	0	0.000	0.000
	Postal Ballot	1,06,05,180	0	0.000	0	0	0.000	0.000
	Total	1,06,05,180	90,49,372	85.330	90,49,372	0	100.000	0.000
Public- Non Institutions	E-Voting	3,64,39,404	1,73,71,777	47.673	1,73,66,971	4,806	99.972	0.028
	Insta Poll	3,64,39,404	88,493	0.243	88,493	0	100.000	0.000
	Postal Ballot	3,64,39,404	0	0.000	0	0	0.000	0.000
	Total	3,64,39,404	1,74,60,270	47.916	1,74,55,464	4,806	99.972	0.028
Total	8,28,33,018	6,22,98,076	75.209	6,22,93,270	4,806	99.992	0.008	
voting by members holding Partly paid up Equity Shares of face value of Rs. 2 each, with paid up value Re.0.80 per share (having 40% Voting Rights on each share held by them) (PPS)								
Category	Mode of Voting	No. of shares held (1)	No. of votes polled (2)	% of Votes Polled on outstanding shares (3)=[(2)/(1)]*100	No. of Votes – in favour (4)	No. of Votes – against (5)	% of Votes in favour on votes polled (6)=[(4)/(2)]*100	% of Votes against on votes polled (7)=[(5)/(2)]*100
Promoter and Promoter Group	E-Voting	0	0	0.000	0	0	0.000	0.000
	Insta Poll	0	0	0.000	0	0	0.000	0.000
	Postal Ballot	0	0	0.000	0	0	0.000	0.000
	Total	0	0	0.000	0	0	0.000	0.000
Public-Institutions	E-Voting	464	0	0.000	0	0	0.000	0.000
	Insta Poll	464	0	0.000	0	0	0.000	0.000
	Postal Ballot	464	0	0.000	0	0	0.000	0.000
	Total	464	0	0.000	0	0	0.000	0.000
Public- Non Institutions	E-Voting	75,636	0	0.000	0	0	0.000	0.000
	Insta Poll	75,636	0	0.000	0	0	0.000	0.000
	Postal Ballot	75,636	0	0.000	0	0	0.000	0.000
	Total	75,636	0	0.000	0	0	0.000	0.000
Total	76,100	0	0.000	0	0	0.000	0.000	
Combined voting by members -Based on the Voting Rights (FPS-100% ; PPS-55%; PPS- 40%) held by them								
Category	Mode of Voting	Voting Rights Held (1)	Voting Rights Polled (2)	% of Voting Rights Polled on outstanding Voting Rights (3)=[(2)/(1)]*100	No. of Voting Rights - in favour (4)	No. of Voting Rights - against (5)	% of Voting Rights in favour on Voting Rights polled (6)=[(4)/(2)]*100	% of Voting Rights against on Voting Rights polled (7)=[(5)/(2)]*100
Promoter and Promoter Group	E-Voting	16,72,03,370.70	16,72,03,370.70	100.000	16,72,03,370.70	0	100.000	0.000
	Insta Poll	16,72,03,370.70	0	0.000	0	0	0.000	0.000
	Postal Ballot	16,72,03,370.70	0	0.000	0	0	0.000	0.000
	Total	16,72,03,370.70	16,72,03,370.70	100.000	16,72,03,370.70	0	100.000	0.000
Public-Institutions	E-Voting	17,94,60,357.60	14,66,56,646.60	81.721	14,65,68,543.60	88,103.00	99.940	0.060
	Insta Poll	17,94,60,357.60	0	0.000	0	0	0.000	0.000
	Postal Ballot	17,94,60,357.60	0	0.000	0	0	0.000	0.000
	Total	17,94,60,357.60	14,66,56,646.60	81.721	14,65,68,543.60	88,103.00	99.940	0.060
Public- Non Institutions	E-Voting	22,60,39,763.60	10,05,10,687.35	44.466	10,04,94,016.05	16,671.30	99.983	0.017
	Insta Poll	22,60,39,763.60	1,30,594.15	0.058	1,30,594.15	0	100.000	0.000
	Postal Ballot	22,60,39,763.60	0	0.000	0	0	0.000	0.000
	Total	22,60,39,763.60	10,06,41,281.50	44.524	10,06,24,610.20	16,671.30	99.983	0.017
Total	57,27,03,491.90	41,45,01,298.80	72.376	41,43,96,524.50	1,04,774.30	99.975	0.025	

Dhani Services Limited								
Agenda item no. 9: Re-appointment of Mr. Vijay Chugh, (Retired Principal Chief General Manager, RBI) (DIN: 07112794), as an Independent Director, from December 21, 2021 up to December 20, 2022, not liable to retire by rotation.								
Resolution required: (Ordinary/ Special)			Special					
Whether promoter/ promoter group are interested in the agenda/resolution?			No					
voting by members holding fully paid up Equity Shares of face value of Rs. 2 each (having 100% Voting Rights on each share held by them) (FPS)								
Category	Mode of Voting	No. of shares held (1)	No. of votes polled (2)	% of Votes Polled on outstanding shares (3)=[(2)/(1)]*100	No. of Votes – in favour (4)	No. of Votes – against (5)	% of Votes in favour on votes polled (6)=[(4)/(2)]*100	% of Votes against on votes polled (7)=[(5)/(2)]*100
Promoter and Promoter Group	E-Voting	14,75,19,732	14,75,19,732	100.000	14,75,19,732	0	100.000	0.000
	Insta Poll	14,75,19,732	0	0.000	0	0	0.000	0.000
	Postal Ballot	14,75,19,732	0	0.000	0	0	0.000	0.000
Total		14,75,19,732	14,75,19,732	100.000	14,75,19,732	0	100.000	0.000
Public-Institutions	E-Voting	17,36,27,323	14,16,79,492	81.600	14,15,91,389	88,103	99.938	0.062
	Insta Poll	17,36,27,323	0	0.000	0	0	0.000	0.000
	Postal Ballot	17,36,27,323	0	0.000	0	0	0.000	0.000
Total		17,36,27,323	14,16,79,492	81.600	14,15,91,389	88,103	99.938	0.062
Public- Non Institutions	E-Voting	20,59,67,837	9,09,56,358	44.160	9,09,42,384	13,974	99.985	0.015
	Insta Poll	20,59,67,837	81,923	0.040	81,923	0	100.000	0.000
	Postal Ballot	20,59,67,837	0	0.000	0	0	0.000	0.000
Total		20,59,67,837	9,10,38,281	44.200	9,10,24,307	13,974	99.985	0.015
Total		52,71,14,892	38,02,37,505	72.136	38,01,35,428	1,02,077	99.973	0.027
voting by members holding Partly paid up Equity Shares of face value of Rs. 2 each, with paid up value Rs.1.10 per share (having 55% Voting Rights on each share held by them) (PPS)								
Category	Mode of Voting	No. of shares held (1)	No. of votes polled (2)	% of Votes Polled on outstanding shares (3)=[(2)/(1)]*100	No. of Votes – in favour (4)	No. of Votes – against (5)	% of Votes in favour on votes polled (6)=[(4)/(2)]*100	% of Votes against on votes polled (7)=[(5)/(2)]*100
Promoter and Promoter Group	E-Voting	3,57,88,434	3,57,88,434	100.000	3,57,88,434	0	100.000	0.000
	Insta Poll	3,57,88,434	0	0.000	0	0	0.000	0.000
	Postal Ballot	3,57,88,434	0	0.000	0	0	0.000	0.000
Total		3,57,88,434	3,57,88,434	100.000	3,57,88,434	0	100.000	0.000
Public-Institutions	E-Voting	1,06,05,180	90,49,372	85.330	90,49,372	0	100.000	0.000
	Insta Poll	1,06,05,180	0	0.000	0	0	0.000	0.000
	Postal Ballot	1,06,05,180	0	0.000	0	0	0.000	0.000
Total		1,06,05,180	90,49,372	85.330	90,49,372	0	100.000	0.000
Public- Non Institutions	E-Voting	3,64,39,404	1,73,71,777	47.673	1,73,66,995	4,782	99.972	0.028
	Insta Poll	3,64,39,404	88,493	0.243	88,493	0	100.000	0.000
	Postal Ballot	3,64,39,404	0	0.000	0	0	0.000	0.000
Total		3,64,39,404	1,74,60,270	47.916	1,74,55,488	4,782	99.973	0.027
Total		8,28,33,018	6,22,98,076	75.209	6,22,93,294	4,782	99.992	0.008
voting by members holding Partly paid up Equity Shares of face value of Rs. 2 each, with paid up value Re.0.80 per share (having 40% Voting Rights on each share held by them) (PPS)								
Category	Mode of Voting	No. of shares held (1)	No. of votes polled (2)	% of Votes Polled on outstanding shares (3)=[(2)/(1)]*100	No. of Votes – in favour (4)	No. of Votes – against (5)	% of Votes in favour on votes polled (6)=[(4)/(2)]*100	% of Votes against on votes polled (7)=[(5)/(2)]*100
Promoter and Promoter Group	E-Voting	0	0	0.000	0	0	0.000	0.000
	Insta Poll	0	0	0.000	0	0	0.000	0.000
	Postal Ballot	0	0	0.000	0	0	0.000	0.000
Total		0	0	0.000	0	0	0.000	0.000
Public-Institutions	E-Voting	464	0	0.000	0	0	0.000	0.000
	Insta Poll	464	0	0.000	0	0	0.000	0.000
	Postal Ballot	464	0	0.000	0	0	0.000	0.000
Total		464	0	0.000	0	0	0.000	0.000
Public- Non Institutions	E-Voting	75,636	0	0.000	0	0	0.000	0.000
	Insta Poll	75,636	0	0.000	0	0	0.000	0.000
	Postal Ballot	75,636	0	0.000	0	0	0.000	0.000
Total		75,636	0	0.000	0	0	0.000	0.000
Total		76,100	0	0.000	0	0	0.000	0.000
Combined voting by members -Based on the Voting Rights (FPS-100% ; PPS-55%; PPS- 40%) held by them								
Category	Mode of Voting	Voting Rights Held (1)	Voting Rights Polled (2)	% of Voting Rights Polled on outstanding Voting Rights (3)=[(2)/(1)]*100	No. of Voting Rights - in favour (4)	No. of Voting Rights - against (5)	% of Voting Rights in favour on Voting Rights polled (6)=[(4)/(2)]*100	% of Voting Rights against on Voting Rights polled (7)=[(5)/(2)]*100
Promoter and Promoter Group	E-Voting	16,72,03,370.70	16,72,03,370.70	100.000	16,72,03,370.70	0	100.000	0.000
	Insta Poll	16,72,03,370.70	0	0.000	0	0	0.000	0.000
	Postal Ballot	16,72,03,370.70	0	0.000	0	0	0.000	0.000
Total		16,72,03,370.70	16,72,03,370.70	100.000	16,72,03,370.70	0	100.000	0.000
Public-Institutions	E-Voting	17,94,60,357.60	14,66,56,646.60	81.721	14,65,68,543.60	88,103.00	99.940	0.060
	Insta Poll	17,94,60,357.60	0	0.000	0	0	0.000	0.000
	Postal Ballot	17,94,60,357.60	0	0.000	0	0	0.000	0.000
Total		17,94,60,357.60	14,66,56,646.60	81.721	14,65,68,543.60	88,103.00	99.940	0.060
Public- Non Institutions	E-Voting	22,60,39,763.60	10,05,10,835.35	44.466	10,04,94,231.25	16,604.10	99.983	0.017
	Insta Poll	22,60,39,763.60	1,30,594.15	0.058	1,30,594.15	0.00	100.000	0.000
	Postal Ballot	22,60,39,763.60	0	0.000	0	0	0.000	0.000
Total		22,60,39,763.60	10,06,41,429.50	44.524	10,06,24,825.40	16,604.10	99.984	0.016
Total		57,27,03,491.90	41,45,01,446.80	72.376	41,43,96,739.70	1,04,707.10	99.975	0.025

Dhani Services Limited								
Agenda item no. 10: Approval for issue of Non-Convertible Debentures (which shall not be in the nature of Equity Shares), on private placement basis, upto INR 1,000 Crore within the shareholders' existing borrowing authorization of INR 5,000 Crore.								
Resolution required: (Ordinary/ Special)			Special					
Whether promoter/ promoter group are interested in the agenda/resolution?			No					
voting by members holding fully paid up Equity Shares of face value of Rs. 2 each (having 100% Voting Rights on each share held by them) (FPS)								
Category	Mode of Voting	No. of shares held (1)	No. of votes polled (2)	% of Votes Polled on outstanding shares (3)=[(2)/(1)]*100	No. of Votes – in favour (4)	No. of Votes – against (5)	% of Votes in favour polled (6)=[(4)/(2)]*100	% of Votes against on votes polled (7)=[(5)/(2)]*100
Promoter and Promoter Group	E-Voting	14,75,19,732	14,75,19,732	100.000	14,75,19,732	0	100.000	0.000
	Insta Poll	14,75,19,732	0	0.000	0	0	0.000	0.000
	Postal Ballot	14,75,19,732	0	0.000	0	0	0.000	0.000
	Total	14,75,19,732	14,75,19,732	100.000	14,75,19,732	0	100.000	0.000
Public- Institutions	E-Voting	17,36,27,323	141679492	81.600	14,16,79,492	0	100.000	0.000
	Insta Poll	17,36,27,323	0	0.000	0	0	0.000	0.000
	Postal Ballot	17,36,27,323	0	0.000	0	0	0.000	0.000
	Total	17,36,27,323	14,16,79,492	81.600	14,16,79,492	0	100.000	0.000
Public- Non Institutions	E-Voting	20,59,67,837	9,09,56,409	44.160	9,09,54,500	1,909	99.998	0.002
	Insta Poll	20,59,67,837	81,923	0.040	81,923	0	100.000	0.000
	Postal Ballot	20,59,67,837	0	0.000	0	0	0.000	0.000
	Total	20,59,67,837	9,10,38,332	44.200	9,10,36,423	1,909	99.998	0.002
Total	52,71,14,892	38,02,37,556	72.136	38,02,35,647	1,909	99.999	0.001	

voting by members holding Partly paid up Equity Shares of face value of Rs. 2 each, with paid up value Rs.1.10 per share (having 55% Voting Rights on each share held by them) (PPS)

Category	Mode of Voting	No. of shares held (1)	No. of votes polled (2)	% of Votes Polled on outstanding shares (3)=[(2)/(1)]*100	No. of Votes – in favour (4)	No. of Votes – against (5)	% of Votes in favour polled (6)=[(4)/(2)]*100	% of Votes against on votes polled (7)=[(5)/(2)]*100
Promoter and Promoter Group	E-Voting	3,57,88,434	3,57,88,434	100.000	3,57,88,434	0	100.000	0.000
	Insta Poll	3,57,88,434	0	0.000	0	0	0.000	0.000
	Postal Ballot	3,57,88,434	0	0.000	0	0	0.000	0.000
	Total	3,57,88,434	3,57,88,434	100.000	3,57,88,434	0	100.000	0.000
Public- Institutions	E-Voting	1,06,05,180	90,49,372	85.330	90,49,372	0	100.000	0.000
	Insta Poll	1,06,05,180	0	0.000	0	0	0.000	0.000
	Postal Ballot	1,06,05,180	0	0.000	0	0	0.000	0.000
	Total	1,06,05,180	90,49,372	85.330	90,49,372	0	100.000	0.000
Public- Non Institutions	E-Voting	3,64,39,404	1,73,71,777	47.673	1,73,71,777	0	100.000	0.000
	Insta Poll	3,64,39,404	88,493	0.243	88,493	0	100.000	0.000
	Postal Ballot	3,64,39,404	0	0.000	0	0	0.000	0.000
	Total	3,64,39,404	1,74,60,270	47.916	1,74,60,270	0	100.000	0.000
Total	8,28,33,018	6,22,98,076	75.209	6,22,98,076	0	100.000	0.000	


voting by members holding Partly paid up Equity Shares of face value of Rs. 2 each, with paid up value Re.0.80 per share (having 40% Voting Rights on each share held by them) (PPS)

Category	Mode of Voting	No. of shares held (1)	No. of votes polled (2)	% of Votes Polled on outstanding shares (3)=[(2)/(1)]*100	No. of Votes – in favour (4)	No. of Votes – against (5)	% of Votes in favour polled (6)=[(4)/(2)]*100	% of Votes against on votes polled (7)=[(5)/(2)]*100
Promoter and Promoter Group	E-Voting	0	0	0.000	0	0	0.000	0.000
	Insta Poll	0	0	0.000	0	0	0.000	0.000
	Postal Ballot	0	0	0.000	0	0	0.000	0.000
	Total	0	0	0.000	0	0	0.000	0.000
Public- Institutions	E-Voting	464	0	0.000	0	0	0.000	0.000
	Insta Poll	464	0	0.000	0	0	0.000	0.000
	Postal Ballot	464	0	0.000	0	0	0.000	0.000
	Total	464	0	0.000	0	0	0.000	0.000
Public- Non Institutions	E-Voting	75,636	0	0.000	0	0	0.000	0.000
	Insta Poll	75,636	0	0.000	0	0	0.000	0.000
	Postal Ballot	75,636	0	0.000	0	0	0.000	0.000
	Total	75,636	0	0.000	0	0	0.000	0.000
Total	76,100	0	0.000	0	0	0.000	0.000	

Combined voting by members -Based on the Voting Rights (FPS-100% ; PPS-55%; PPS- 40%) held by them

Category	Mode of Voting	Voting Rights Held (1)	Voting Rights Polled (2)	% of Voting Rights Polled on outstanding Voting Rights (3)=[(2)/(1)]*100	No. of Voting Rights - in favour (4)	No. of Voting Rights - against (5)	% of Voting Rights in favour on Voting Rights polled (6)=[(4)/(2)]*100	% of Voting Rights against on Voting Rights polled (7)=[(5)/(2)]*100
Promoter and Promoter Group	E-Voting	16,72,03,370.70	16,72,03,370.70	100.000	16,72,03,370.70	0	100.000	0.000
	Insta Poll	16,72,03,370.70	0	0.000	0	0	0.000	0.000
	Postal Ballot	16,72,03,370.70	0	0.000	0	0	0.000	0.000
	Total	16,72,03,370.70	16,72,03,370.70	100.000	16,72,03,370.70	0	100.000	0.000
Public- Institutions	E-Voting	17,94,60,357.60	14,66,56,646.60	81.721	14,66,56,646.60	0.00	100.000	0.000
	Insta Poll	17,94,60,357.60	0	0.000	0	0	0.000	0.000
	Postal Ballot	17,94,60,357.60	0	0.000	0	0	0.000	0.000
	Total	17,94,60,357.60	14,66,56,646.60	81.721	14,66,56,646.60	0.00	100.000	0.000
Public- Non Institutions	E-Voting	22,60,39,763.60	10,05,10,886.35	44.466	10,05,08,977.35	1,909.00	99.998	0.002
	Insta Poll	22,60,39,763.60	1,30,594.15	0.058	1,30,594.15	0	100.000	0.000
	Postal Ballot	22,60,39,763.60	0	0.000	0	0	0.000	0.000
	Total	22,60,39,763.60	10,06,41,480.50	44.524	10,06,39,571.50	1,909.00	99.998	0.002
Total	57,27,03,491.90	41,45,01,497.80	72.376	41,44,99,588.80	1,909.00	100.000	0.000	

for Dhani Services Limited


Lalit Sharma
Company Secretary
Date: September 24, 2021



FORM NO. MGT - 13
Report of Scrutinizer(s)

[Pursuant to the Section 108 & 109 of the Companies Act, 2013 and rule 20 (4)(xii) and 21 (2) of the Companies (Management and Administration) Rules, 2014]

Consolidated Scrutinizer Report

To,
The Chairman


26th Annual General Meeting of the Equity Shareholders of **Dhani Services Limited** (formerly Indiabulls Ventures Limited) held on September 23, 2021 at 4:30 P.M. (IST) through Video Conferencing (VC)

Dear Sir,

I, Raj Kumar (Membership No. 501863), Partner of M/s. AMRK & Associates, Practicing Chartered Accountants, having our office at 1395, Lower Ground Floor, Sector 15, Part II, Gurugram-122001, Haryana, was appointed as the scrutinizer of Dhani Services Limited ("the Company") for the purpose of scrutinizing the E-voting (both Remote E-voting and Insta poll) process, in a fair and transparent manner and ascertaining the requisite majority on e-voting, carried out as per the provisions of Companies Act, 2013 and Rule 20 of the Companies (Management and Administration) Rules, 2014, as amended, on the below mentioned resolution(s) at the 26th Annual General Meeting ("AGM") of the Equity Shareholders of the Company, held on September 23, 2021 at 4:30 P.M.(IST), through Video Conferencing ("VC").

I hereby submit my Report on consolidated voting as under:

1. In terms of General circular No. 20/2020 dated May 5, 2020 read together with General Circular No. 14/2020 dated April 8, 2020, 17/2020 dated April 13, 2020, 22/2020 dated June 15, 2020, 02/2021 dated 13th January 2021, issued by Ministry of Corporate Affairs, and Circular No. SEBI/HO/CFD/CMD1/CIR/P/2020/79 dated 12th May, 2020 and circular no. SEBI/HO/CFD/CMD2/CIR/P/2021/11 dated January 15, 2021, issued by SEBI ("Circulars"), the Company had sent the AGM Notice dated August 30, 2021, through electronic mode to those members whose email addresses were registered with the Company/Depositories. Accordingly, the communication of assent and dissent of members on the Resolution(s) proposed in the AGM Notice dated August 30, 2021, took place, only through the remote e-voting system and e-voting system during the AGM (Insta poll).
2. The e-voting facility, both for e-voting prior to AGM (remote e-voting) and voting at the AGM by electronics means (Insta poll), was provided by KFin Technologies Private Limited (Kfintech).
3. The remote e-voting remained open from Monday, September 20, 2021 at 10:00 A.M. to Wednesday, September 22, 2021 upto 5:00 P.M.
4. The members holding shares as on the "cut off" date i.e. September 16, 2021, were entitled to vote on the proposed resolutions (item no(s). 1 to 10 as set out in the Notice dated August 30, 2021, convening the 26th Annual General Meeting of Dhani Services Limited).
5. The facility for e-voting (Insta Poll) was provided at the 26th Annual General Meeting on Thursday, September 23, 2021 for those members who attended the meeting but not voted through remote e-voting facility, and such e-voting was blocked after half an hour of its commencement.



6. Thereafter the details containing, inter-alia, list of equity shareholders, who voted "For" and "Against", were downloaded from the e-voting website of KFin Technologies Private Limited i.e. <https://evoting.kfintech.com> containing information for both i.e. remote e-voting and votes by e-voting during the AGM (Insta Poll).

7. The combined result of remote e-voting and votes by e-voting during the AGM (Insta Poll), is as under:

Item No. 1 As an Ordinary Resolution: Adoption of the Audited Standalone and Consolidated Financial Statements of the Company as at March 31, 2021 and Reports of the Board and Auditors thereon.

(i) Voted in favour of resolution:

Voting Rights	Number of members voted through remote e-voting	Number of members voted through Insta Poll (e-voting at AGM)	Number of votes casted in favour of resolution	%age of the total number of valid votes casted
100% voting rights- Fully paid up shares	372	9	38,02,37,012	100.00
55% voting rights- Partly paid up shares with paid up value of Rs.1.10 per share	94		6,22,98,076	100.00
40% voting rights- Partly paid up shares with paid up value of Re.0.80 per share	0		0	0.00


(ii) Voted against the resolution:

Voting Rights	Number of members voted through remote e-voting	Number of members voted through Insta Poll (e-voting at AGM)	Number of votes casted against resolution	%age of the total number of valid votes casted
100% voting rights- Fully paid up shares	13	0	896	0.00
55% voting rights- Partly paid up shares with paid up value of Rs.1.10 per share	0		0	0.00
40% voting rights- Partly paid up shares with paid up value of Re.0.80 per share	0		0	0.00

(iii) Invalid votes*:

Voting Rights	Total numbers of members whose votes were declared invalid	Total number of votes casted by them
100% voting rights- Fully paid up shares	3	83
55% voting rights- Partly paid up shares with paid up value of Rs.1.10 per share		0
40% voting rights- Partly paid up shares with paid up value of Re.0.80 per share		0

*includes abstain votes.



Item No. 2 As an Ordinary Resolution: Re-appointment of Mr. Pinank Jayant Shah (DIN: 07859798), Executive Director and Key Managerial Personnel of the Company, as a Director, liable to retire by rotation.

(i) Voted in favour of resolution:

Voting Rights	Number of members voted through remote e-voting	Number of members voted through Insta Poll (e-voting at AGM)	Number of votes casted in favour of resolution.	%age of the total number of valid votes casted
100% voting rights- Fully paid up shares	356	9	38,02,16,452	99.99
55% voting rights- Partly paid up shares with paid up value of Rs.1.10 per share	92		6,22,93,308	99.99
40% voting rights- Partly paid up shares with paid up value of Re.0.80 per share	0		0	0.00


(ii) Voted against the resolution:

Voting Rights	Number of members voted through remote e-voting	Number of members voted through Insta Poll (e-voting at AGM)	Number of votes casted against of resolution	%age of the total number of valid votes casted
100% voting rights- Fully paid up shares	26	0	20,905	0.01
55% voting rights- Partly paid up shares with paid up value of Rs.1.10 per share	2		4,768	0.01
40% voting rights- Partly paid up shares with paid up value of Re.0.80 per share	0		0	0.00

(iii) Invalid votes*:

Voting Rights	Total numbers of members whose votes were declared invalid	Total number of votes casted by them
100% voting rights- Fully paid up shares	6	634
55% voting rights- Partly paid up shares with paid up value of Rs.1.10 per share		0
40% voting rights- Partly paid up shares with paid up value of Re.0.80 per share		0

*includes abstain votes.



Item No. 3 As an Ordinary Resolution: Appointment of Mr. Rakesh Mohan Garg, IRS (Retd.) (DIN: 08970794) as an Independent Director, from November 25, 2020 up to November 24, 2021, not liable to retire by rotation.

(i) Voted in favour of resolution:

Voting Rights	Number of members voted through remote e-voting	Number of members voted through Insta Poll (e-voting at AGM)	Number of votes casted in favour of resolution	%age of the total number of valid votes casted
100% voting rights- Fully paid up shares	359	9	38,01,31,002	99.97
55% voting rights- Partly paid up shares with paid up value of Rs.1.10 per share	92		6,22,93,452	99.99
40% voting rights- Partly paid up shares with paid up value of Re.0.80 per share	0		0	0.00


(ii) Voted against the resolution:

Voting Rights	Number of members voted through remote e-voting	Number of members voted through Insta Poll (e-voting at AGM)	Number of votes casted against of resolution	%age of the total number of valid votes casted
100% voting rights- Fully paid up shares	25	0	1,06,454	0.03
55% voting rights- Partly paid up shares with paid up value of Rs.1.10 per share	2		4,624	0.01
40% voting rights- Partly paid up shares with paid up value of Re.0.80 per share	0		0	0.00

(iii) Invalid votes*:

Voting Rights	Total numbers of members whose votes were declared invalid	Total number of votes casted by them
100% voting rights- Fully paid up shares	4	535
55% voting rights- Partly paid up shares with paid up value of Rs.1.10 per share		0
40% voting rights- Partly paid up shares with paid up value of Re.0.80 per share		0

*includes abstain votes.



Item No. 4 As an Ordinary Resolution: Appointment of Mr. Vijay Chugh, (Retired Principal Chief General Manager, RBI) (DIN: 07112794) as an Independent Director, from December 21, 2020 up to December 20, 2021, not liable to retire by rotation.

(i) Voted in favour of resolution:

Voting Rights	Number of members voted through remote e-voting	Number of members voted through Insta Poll (e-voting at AGM)	Number of votes casted in favour of resolution	%age of the total number of valid votes casted
100% voting rights- Fully paid up shares	362	9	38,01,37,461	99.97
55% voting rights- Partly paid up shares with paid up value of Rs.1.10 per share	93		6,22,93,476	99.99
40% voting rights- Partly paid up shares with paid up value of Re.0.80 per share	0		0	0.00


(ii) Voted against the resolution:

Voting Rights	Number of members voted through remote e-voting	Number of members voted through Insta Poll (e-voting at AGM)	Number of votes casted against of resolution	%age of the total number of valid votes casted
100% voting rights- Fully paid up shares	22	0	99,995	0.03
55% voting rights- Partly paid up shares with paid up value of Rs.1.10 per share	1		4,600	0.01
40% voting rights- Partly paid up shares with paid up value of Re.0.80 per share	0		0	0.00

(iii) Invalid votes*:

Voting Rights	Total numbers of members whose votes were declared invalid	Total number of votes casted by them
100% voting rights- Fully paid up shares	4	535
55% voting rights- Partly paid up shares with paid up value of Rs.1.10 per share		0
40% voting rights- Partly paid up shares with paid up value of Re.0.80 per share		0

*includes abstain votes.



Item No. 5 As an Ordinary Resolution: Appointment of Mr. Anish Williams (DIN: 03314110) as Non-Executive Non Independent Director of the Company, liable to retire by rotation.

(i) Voted in favour of resolution:

Voting Rights	Number of members voted through remote e-voting	Number of members voted through Insta Poll (e-voting at AGM)	Number of votes casted in favour of resolution	%age of the total number of valid votes casted
100% voting rights- Fully paid up shares	358	9	38,01,31,276	99.97
55% voting rights- Partly paid up shares with paid up value of Rs.1.10 per share	91		6,22,93,284	99.99
40% voting rights- Partly paid up shares with paid up value of Re.0.80 per share	0		0	0.00


(ii) Voted against the resolution:

Voting Rights	Number of members voted through remote e-voting	Number of members voted through Insta Poll (e-voting at AGM)	Number of votes casted against of resolution	%age of the total number of valid votes casted
100% voting rights- Fully paid up shares	26	0	1,06,129	0.03
55% voting rights- Partly paid up shares with paid up value of Rs.1.10 per share	3		4,792	0.01
40% voting rights- Partly paid up shares with paid up value of Re.0.80 per share	0		0	0.00

(iii) Invalid votes*:

Voting Rights	Total numbers of members whose votes were declared invalid	Total number of votes casted by them
100% voting rights- Fully paid up shares	5	586
55% voting rights- Partly paid up shares with paid up value of Rs.1.10 per share		0
40% voting rights- Partly paid up shares with paid up value of Re.0.80 per share		0

*includes abstain votes.



Item No. 6 As a Special Resolution: Re-appointment of Mrs. Fantry Mein Jaswal, IRS (Retd.) (DIN: 07011247), as an Independent Director, from August 23, 2021 up to August 22, 2022, not liable to retire by rotation.

(i) Voted in favour of resolution:

Voting Rights	Number of members voted through remote e-voting	Number of members voted through Insta Poll (e-voting at AGM)	Number of votes casted in favour of resolution	%age of the total number of valid votes casted
100% voting rights- Fully paid up shares	356	9	38,01,34,741	99.97
55% voting rights- Partly paid up shares with paid up value of Rs.1.10 per share	91		6,22,93,442	99.99
40% voting rights- Partly paid up shares with paid up value of Re.0.80 per share	0		0	0.00


(ii) Voted against the resolution:

Voting Rights	Number of members voted through remote e-voting	Number of members voted through Insta Poll (e-voting at AGM)	Number of votes casted against of resolution	%age of the total number of valid votes casted
100% voting rights- Fully paid up shares	28	0	1,02,664	0.03
55% voting rights- Partly paid up shares with paid up value of Rs.1.10 per share	3		4,634	0.01
40% voting rights- Partly paid up shares with paid up value of Re.0.80 per share	0		0	0.00

(iii) Invalid votes*:

Voting Rights	Total numbers of members whose votes were declared invalid	Total number of votes casted by them
100% voting rights- Fully paid up shares	5	586
55% voting rights- Partly paid up shares with paid up value of Rs.1.10 per share		0
40% voting rights- Partly paid up shares with paid up value of Re.0.80 per share		0

*includes abstain votes.



Item No. 7 As a Special Resolution: Re-appointment of Mr. Praveen Kumar Tripathi, a retired IAS and Ex-Chief Secretary, Govt. of NCT Delhi (DIN: 02167497), as an Independent Director, from September 16, 2021 up to September 15, 2022, not liable to retire by rotation.

(i) Voted in favour of resolution:

Voting Rights	Number of members voted through remote e-voting	Number of members voted through Insta Poll (e-voting at AGM)	Number of votes casted in favour of resolution	%age of the total number of valid votes casted
100% voting rights- Fully paid up shares	347	9	37,89,77,041	99.67
55% voting rights- Partly paid up shares with paid up value of Rs.1.10 per share	89		6,22,93,270	99.99
40% voting rights- Partly paid up shares with paid up value of Re.0.80 per share	0		0	0.00


(ii) Voted against the resolution:

Voting Rights	Number of members voted through remote e-voting	Number of members voted through Insta Poll (e-voting at AGM)	Number of votes casted against of resolution	%age of the total number of valid votes casted
100% voting rights- Fully paid up shares	36	0	12,60,316	0.33
55% voting rights- Partly paid up shares with paid up value of Rs.1.10 per share	5		4,806	0.01
40% voting rights- Partly paid up shares with paid up value of Re.0.80 per share	0		0	0.00

(iii) Invalid votes*:

Voting Rights	Total numbers of members whose votes were declared invalid	Total number of votes casted by them
100% voting rights- Fully paid up shares	6	634
55% voting rights- Partly paid up shares with paid up value of Rs.1.10 per share		0
40% voting rights- Partly paid up shares with paid up value of Re.0.80 per share		0

*includes abstain votes.



Item No. 8 As a Special Resolution: Re-appointment of Mr. Rakesh Mohan Garg, IRS (Retd.) (DIN: 08970794), as an Independent Director, from November 25, 2021 up to November 24, 2022, not liable to retire by rotation.

(i) Voted in favour of resolution:

Voting Rights	Number of members voted through remote e-voting	Number of members voted through Insta Poll (e-voting at AGM)	Number of votes casted in favour of resolution	%age of the total number of valid votes casted
100% voting rights- Fully paid up shares	355	9	38,01,35,226	99.97
55% voting rights- Partly paid up shares with paid up value of Rs.1.10 per share	89		6,22,93,270	99.99
40% voting rights- Partly paid up shares with paid up value of Re.0.80 per share	0		0	0.00


(ii) Voted against the resolution:

Voting Rights	Number of members voted through remote e-voting	Number of members voted through Insta Poll (e-voting at AGM)	Number of votes casted against resolution	%age of the total number of valid votes casted
100% voting rights- Fully paid up shares	28	0	1,02,131	0.03
55% voting rights- Partly paid up shares with paid up value of Rs.1.10 per share	5		4,806	0.01
40% voting rights- Partly paid up shares with paid up value of Re.0.80 per share	0		0	0.00

(iii) Invalid votes*:

Voting Rights	Total numbers of members whose votes were declared invalid	Total number of votes casted by them
100% voting rights- Fully paid up shares	6	634
55% voting rights- Partly paid up shares with paid up value of Rs.1.10 per share		0
40% voting rights- Partly paid up shares with paid up value of Re.0.80 per share		0

*includes abstain votes.



Item No. 9 As a Special Resolution: Re-appointment of Mr. Vijay Chugh, (Retired Principal Chief General Manager, RBI) (DIN: 07112794), as an Independent Director, from December 21, 2021 up to December 20, 2022, not liable to retire by rotation.

(i) Voted in favour of resolution:

Voting Rights	Number of members voted through remote e-voting	Number of members voted through Insta Poll (e-voting at AGM)	Number of votes casted in favour of resolution	%age of the total number of valid votes casted
100% voting rights- Fully paid up shares	358	9	38,01,35,428	99.97
55% voting rights- Partly paid up shares with paid up value of Rs.1.10 per share	90		6,22,93,294	99.99
40% voting rights- Partly paid up shares with paid up value of Re.0.80 per share	0		0	0.00


(ii) Voted against the resolution:

Voting Rights	Number of members voted through remote e-voting	Number of members voted through Insta Poll (e-voting at AGM)	Number of votes casted against of resolution	%age of the total number of valid votes casted
100% voting rights- Fully paid up shares	27	0	1,02,077	0.03
55% voting rights- Partly paid up shares with paid up value of Rs.1.10 per share	4		4,782	0.01
40% voting rights- Partly paid up shares with paid up value of Re.0.80 per share	0		0	0.00

(iii) Invalid votes*:

Voting Rights	Total numbers of members whose votes were declared invalid	Total number of votes casted by them
100% voting rights- Fully paid up shares	4	486
55% voting rights- Partly paid up shares with paid up value of Rs.1.10 per share		0
40% voting rights- Partly paid up shares with paid up value of Re.0.80 per share		0

*includes abstain votes.



Item No. 10 As a Special Resolution: Approval for issue of Non-Convertible Debentures (which shall not be in the nature of Equity Shares), on private placement basis, upto INR 1,000 Crore within the shareholders' existing borrowing authorization of INR 5,000 Crore.

(i) Voted in favour of resolution:

Voting Rights	Number of members voted through remote e-voting	Number of members voted through Insta Poll (e-voting at AGM)	Number of votes casted in favour of resolution	%age of the total number of valid votes casted
100% voting rights- Fully paid up shares	367	9	38,02,35,647	99.99
55% voting rights- Partly paid up shares with paid up value of Rs.1.10 per share	94		6,22,98,076	100.00
40% voting rights- Partly paid up shares with paid up value of Re.0.80 per share	0		0	0.00


(ii) Voted against the resolution:

Voting Rights	Number of members voted through remote e-voting	Number of members voted through Insta Poll (e-voting at AGM)	Number of votes casted against resolution	%age of the total number of valid votes casted
100% voting rights- Fully paid up shares	19	0	1,909	0.01
55% voting rights- Partly paid up shares with paid up value of Rs.1.10 per share	0		0	0.00
40% voting rights- Partly paid up shares with paid up value of Re.0.80 per share	0		0	0.000

(iii) Invalid votes*:

Voting Rights	Total numbers of members whose votes were declared invalid	Total number of votes casted by them
100% voting rights- Fully paid up shares	3	435
55% voting rights- Partly paid up shares with paid up value of Rs.1.10 per share		0
40% voting rights- Partly paid up shares with paid up value of Re.0.80 per share		0

*includes abstain votes.




8. The Report of E-Voting in the format prescribed under Regulation 44 of SEBI (Listing Obligations and Disclosure Requirements) Regulations, 2015 is enclosed as **Annexure – A**.

9. The register, all other papers and relevant records relating to electronic voting shall remain in our safe custody until the Chairman considers, approves and signs the minutes of the aforesaid 26th Annual General Meeting and thereafter the same would be handed over to the Chairman or the Company Secretary for safe keeping.

Thanking you,

Yours truly,

For **AMRK & Associates**,
Chartered Accountants



Raj Kumar

Partner

M. No. : 501863


FRN : 016728C

UDIN : 21501863AAAAJJ6330

Date: September 24, 2021

Place: Gurugram


Encl.: As above




Countersigned By: Lalit Sharma
Company Secretary & Authorised Signatory
(on behalf of the Chairman)

September 24, 2021

Combined Voting Results				Annexure A				
Agenda Item no. 1: Adoption of the Audited Standalone and Consolidated Financial Statements of the Company as at March 31, 2021 and Reports of the Board and Auditors thereon.								
Resolution required: (Ordinary/ Special)				Ordinary				
Whether promoter/ promoter group are interested in the agenda/resolution?				No				
voting by members holding fully paid up Equity Shares of face value of Rs. 2 each (having 100% Voting Rights on each share held by them) (FPS)								
Category	Mode of Voting	No. of shares held (1)	No. of votes polled (2)	% of Votes Polled on outstanding shares (3)=[(2)/(1)]*100	No. of Votes - in favour (4)	No. of Votes - against (5)	% of Votes in favour on votes polled (6)=[(4)/(2)]*100	% of Votes against on votes polled (7)=[(5)/(2)]*100
Promoter and Promoter Group	E-Voting	1475,19,732	1475,19,732	100.000	1475,19,732	0	100.000	0.000
	Insta Poll	1475,19,732	0	0.000	0	0	0.000	0.000
	Postal Ballot	1475,19,732	0	0.000	0	0	0.000	0.000
	Total	1475,19,732	1475,19,732	100.000	1475,19,732	0	100.000	0.000
Public- Institutions	E-Voting	1736,27,323	1416,79,492	81.600	1416,79,492	0	100.000	0.000
	Insta Poll	1736,27,323	0	0.000	0	0	0.000	0.000
	Postal Ballot	1736,27,323	0	0.000	0	0	0.000	0.000
	Total	1736,27,323	1416,79,492	81.600	1416,79,492	0	100.000	0.000
Public- Non Institutions	E-Voting	2059,67,837	909,56,761	44.161	90955865	896	99.999	0.001
	Insta Poll	2059,67,837	81,923	0.040	81923	0	100.000	0.000
	Postal Ballot	2059,67,837	0	0.000	0	0	0.000	0.000
	Total	2059,67,837	910,38,684	44.200	910,37,788	896	99.999	0.001
Total	5271,14,892	3802,37,908	72.136	3802,37,012	896	100.000	0.000	
voting by members holding Partly paid up Equity Shares of face value of Rs. 2 each, with paid up value Rs.1.10 per share (having 55% Voting Rights on each share held by them) (PPS)								
Category	Mode of Voting	No. of shares held (1)	No. of votes polled (2)	% of Votes Polled on outstanding shares (3)=[(2)/(1)]*100	No. of Votes - in favour (4)	No. of Votes - against (5)	% of Votes in favour on votes polled (6)=[(4)/(2)]*100	% of Votes against on votes polled (7)=[(5)/(2)]*100
Promoter and Promoter Group	E-Voting	357,88,434	357,88,434	100.000	357,88,434	0	100.000	0.000
	Insta Poll	357,88,434	0	0.000	0	0	0.000	0.000
	Postal Ballot	357,88,434	0	0.000	0	0	0.000	0.000
	Total	357,88,434	357,88,434	100.000	357,88,434	0	100.000	0.000
Public- Institutions	E-Voting	106,05,180	90,49,372	85.330	90,49,372	0	100.000	0.000
	Insta Poll	106,05,180	0	0.000	0	0	0.000	0.000
	Postal Ballot	106,05,180	0	0.000	0	0	0.000	0.000
	Total	106,05,180	90,49,372	85.330	90,49,372	0	100.000	0.000
Public- Non Institutions	E-Voting	364,39,404	173,71,777	47.673	173,71,777	0	100.000	0.000
	Insta Poll	364,39,404	88,493	0.243	88,493	0	100.000	0.000
	Postal Ballot	364,39,404	0	0.000	0	0	0.000	0.000
	Total	364,39,404	174,60,270	47.916	174,60,270	0	100.000	0.000
Total	828,33,018	622,98,076	75.209	622,98,076	0	100.000	0.000	
voting by members holding Partly paid up Equity Shares of face value of Rs. 2 each, with paid up value Re.0.80 per share (having 40% Voting Rights on each share held by them) (PPS)								
Category	Mode of Voting	No. of shares held (1)	No. of votes polled (2)	% of Votes Polled on outstanding shares (3)=[(2)/(1)]*100	No. of Votes - in favour (4)	No. of Votes - against (5)	% of Votes in favour on votes polled (6)=[(4)/(2)]*100	% of Votes against on votes polled (7)=[(5)/(2)]*100
Promoter and Promoter Group	E-Voting	0	0	0.000	0	0	0.000	0.000
	Insta Poll	0	0	0.000	0	0	0.000	0.000
	Postal Ballot	0	0	0.000	0	0	0.000	0.000
	Total	0	0	0.000	0	0	0.000	0.000
Public- Institutions	E-Voting	464	0	0.000	0	0	0.000	0.000
	Insta Poll	464	0	0.000	0	0	0.000	0.000
	Postal Ballot	464	0	0.000	0	0	0.000	0.000
	Total	464	0	0.000	0	0	0.000	0.000
Public- Non Institutions	E-Voting	75,636	0	0.000	0	0	0.000	0.000
	Insta Poll	75,636	0	0.000	0	0	0.000	0.000
	Postal Ballot	75,636	0	0.000	0	0	0.000	0.000
	Total	75,636	0	0.000	0	0	0.000	0.000
Total	76,100	0	0.000	0	0	0.000	0.000	
Combined voting by members -Based on the Voting Rights (FPS-100%; PPS-55%; PPS- 40%) held by them								
Category	Mode of Voting	Voting Rights Held (1)	Voting Rights Polled (2)	% of Voting Rights Polled on outstanding Voting Rights (3)=[(2)/(1)]*100	No. of Voting Rights - in favour (4)	No. of Voting Rights - against (5)	% of Voting Rights in favour on Voting Rights polled (6)=[(4)/(2)]*100	% of Voting Rights against on Voting Rights polled (7)=[(5)/(2)]*100
Promoter and Promoter Group	E-Voting	1672,03,370.70	1672,03,370.70	100.000	1672,03,370.70	0	100.000	0.000
	Insta Poll	1672,03,370.70	0	0.000	0	0	0.000	0.000
	Postal Ballot	1672,03,370.70	0	0.000	0	0	0.000	0.000
	Total	1672,03,370.70	1672,03,370.70	100.000	1672,03,370.70	0	100.000	0.000
Public- Institutions	E-Voting	1794,60,357.60	1466,56,646.60	81.721	1466,56,646.60	0.00	100.000	0.000
	Insta Poll	1794,60,357.60	0.00	0.000	0	0.00	0.000	0.000
	Postal Ballot	1794,60,357.60	0.00	0.000	0	0	0.000	0.000
	Total	1794,60,357.60	1466,56,646.60	81.721	1466,56,646.60	0.00	100.000	0.000
Public- Non Institutions	E-Voting	2260,39,763.60	1005,11,238.35	44.466	1005,10,342.35	896.00	99.999	0.001
	Insta Poll	2260,39,763.60	1,30,594.15	0.058	1,30,594.15	0.00	100.000	0.000
	Postal Ballot	2260,39,763.60	0	0.000	0	0	0.000	0.000
	Total	2260,39,763.60	1006,41,832.50	44.524	1006,40,936.50	896.00	99.999	0.001
Total	5727,03,491.90	4145,01,849.80	72.376	4145,00,953.80	896.00	100.000	0.000	



Combined Voting Results								Annexure A	
Agenda item no. 2: Re-appointment of Mr. Pinank Jayant Shah (DIN: 07859798), Executive Director and Key Managerial Personnel of the Company, as a Director, liable to retire by rotation.									
Resolution required: (Ordinary/ Special)					Ordinary				
Whether promoter/ promoter group are interested in the agenda/resolution?					No				
voting by members holding fully paid up Equity Shares of face value of Rs. 2 each (having 100% Voting Rights on each share held by them) (FPS)									
Category	Mode of Voting	No. of shares held (1)	No. of votes polled (2)	% of Votes Polled on outstanding shares (3)=[(2)/(1)]*100	No. of Votes - in favour (4)	No. of Votes - against (5)	% of Votes in favour on votes polled (6)=[(4)/(2)]*100	% of Votes against on votes polled (7)=[(5)/(2)]*100	
Promoter and Promoter Group	E-Voting	1475,19,732	1475,19,732	100.000	1475,19,732	0	100.000	0.000	
	Insta Poll	1475,19,732	0	0.000	0	0	0.000	0.000	
	Postal Ballot	1475,19,732	0	0.000	0	0	0.000	0.000	
	Total	1475,19,732	1475,19,732	100.000	1475,19,732	0	100.000	0.000	
Public Institutions	E-Voting	1736,27,323	141679492	81.600	1416,79,492	0	100.000	0.000	
	Insta Poll	1736,27,323	0	0.000	0	0	0.000	0.000	
	Postal Ballot	1736,27,323	0	0.000	0	0	0.000	0.000	
	Total	1736,27,323	1416,79,492	81.600	1416,79,492	0	100.000	0.000	
Public- Non Institutions	E-Voting	2059,67,837	90956210	44.160	9095305	20,905	99.977	0.023	
	Insta Poll	2059,67,837	81923	0.040	81923	0	100.000	0.000	
	Postal Ballot	2059,67,837	0	0.000	0	0	0.000	0.000	
	Total	2059,67,837	910,38,133	44.200	910,17,228	20,905	99.977	0.023	
Total	5271,14,892	3802,37,357	72.136	3802,16,452	20,905	99.995	0.005		
voting by members holding Partly paid up Equity Shares of face value of Rs. 2 each, with paid up value Rs.1.10 per share (having 55% Voting Rights on each share held by them) (PPS)									
Category	Mode of Voting	No. of shares held (1)	No. of votes polled (2)	% of Votes Polled on outstanding shares (3)=[(2)/(1)]*100	No. of Votes - in favour (4)	No. of Votes - against (5)	% of Votes in favour on votes polled (6)=[(4)/(2)]*100	% of Votes against on votes polled (7)=[(5)/(2)]*100	
Promoter and Promoter Group	E-Voting	357,88,434	357,88,434	100.000	357,88,434	0	100.000	0.000	
	Insta Poll	357,88,434	0	0.000	0	0	0.000	0.000	
	Postal Ballot	357,88,434	0	0.000	0	0	0.000	0.000	
	Total	357,88,434	357,88,434	100.000	357,88,434	0	100.000	0.000	
Public Institutions	E-Voting	106,05,180	90,49,372	85.330	90,49,372	0	100.000	0.000	
	Insta Poll	106,05,180	0	0.000	0	0	0.000	0.000	
	Postal Ballot	106,05,180	0	0.000	0	0	0.000	0.000	
	Total	106,05,180	90,49,372	85.330	90,49,372	0	100.000	0.000	
Public- Non Institutions	E-Voting	364,39,404	173,71,777	47.673	173,67,009	4,768	99.973	0.027	
	Insta Poll	364,39,404	88,493	0.243	88,493	0	100.000	0.000	
	Postal Ballot	364,39,404	0	0.000	0	0	0.000	0.000	
	Total	364,39,404	174,60,270	47.916	174,55,502	4,768	99.973	0.027	
Total	828,33,018	622,98,076	75.209	622,93,308	4,768	99.992	0.008		
voting by members holding Partly paid up Equity Shares of face value of Rs. 2 each, with paid up value Re.0.80 per share (having 40% Voting Rights on each share held by them) (PPS)									
Category	Mode of Voting	No. of shares held (1)	No. of votes polled (2)	% of Votes Polled on outstanding shares (3)=[(2)/(1)]*100	No. of Votes - in favour (4)	No. of Votes - against (5)	% of Votes in favour on votes polled (6)=[(4)/(2)]*100	% of Votes against on votes polled (7)=[(5)/(2)]*100	
Promoter and Promoter Group	E-Voting	0	0	0.000	0	0	0.000	0.000	
	Insta Poll	0	0	0.000	0	0	0.000	0.000	
	Postal Ballot	0	0	0.000	0	0	0.000	0.000	
	Total	0	0	0.000	0	0	0.000	0.000	
Public Institutions	E-Voting	464	0	0.000	0	0	0.000	0.000	
	Insta Poll	464	0	0.000	0	0	0.000	0.000	
	Postal Ballot	464	0	0.000	0	0	0.000	0.000	
	Total	464	0	0.000	0	0	0.000	0.000	
Public- Non Institutions	E-Voting	75,636	0	0.000	0	0	0.000	0.000	
	Insta Poll	75,636	0	0.000	0	0	0.000	0.000	
	Postal Ballot	75,636	0	0.000	0	0	0.000	0.000	
	Total	75,636	0	0.000	0	0	0.000	0.000	
Total	76,100	0	0.000	0	0	0.000	0.000		
Combined voting by members -Based on the Voting Rights (FPS-100%; PPS-55%; PPS- 40%) held by them									
Category	Mode of Voting	Voting Rights Held (1)	Voting Rights Polled (2)	% of Voting Rights Polled on outstanding Voting Rights (3)=[(2)/(1)]*100	No. of Voting Rights - in favour (4)	No. of Voting Rights - against (5)	% of Voting Rights in favour on Voting Rights polled (6)=[(4)/(2)]*100	% of Voting Rights against on Voting Rights polled (7)=[(5)/(2)]*100	
Promoter and Promoter Group	E-Voting	1672,03,370.70	1672,03,370.70	100.000	1672,03,370.70	0	100.000	0.000	
	Insta Poll	1672,03,370.70	0	0.000	0	0	0.000	0.000	
	Postal Ballot	1672,03,370.70	0	0.000	0	0	0.000	0.000	
	Total	1672,03,370.70	1672,03,370.70	100.000	1672,03,370.70	0	100.000	0.000	
Public Institutions	E-Voting	1794,60,357.60	1466,56,646.60	81.721	1466,56,646.60	0.00	100.000	0.000	
	Insta Poll	1794,60,357.60	0.00	0.000	0	0.00	0.000	0.000	
	Postal Ballot	1794,60,357.60	0.00	0.000	0	0	0.000	0.000	
	Total	1794,60,357.60	1466,56,646.60	81.721	1466,56,646.60	0.00	100.000	0.000	
Public- Non Institutions	E-Voting	2260,39,763.60	1005,10,687.35	44.466	1004,87,159.95	23,527.40	99.977	0.023	
	Insta Poll	2260,39,763.60	1,30,594.15	0.058	1,30,594.15	0.00	100.000	0.000	
	Postal Ballot	2260,39,763.60	0	0.000	0	0	0.000	0.000	
	Total	2260,39,763.60	1006,41,281.50	44.524	1006,17,754.10	23,527.40	99.977	0.023	
Total	5727,03,491.90	4145,01,298.80	72.376	4144,77,771.40	23,527.40	99.994	0.006		



Combined Voting Results **Annexure A**

Agenda Item no. 3: Appointment of Mr. Rakesh Mohan Garg, IRS (Retd.) [DIN: 08970794] as an Independent Director, from November 25, 2020 up to November 24, 2023, not liable to retire by rotation.

Resolution required: (Ordinary/ Special) Ordinary
 Whether promoter/ promoter group are interested in the agenda/resolution? No

voting by members holding fully paid up Equity Shares of face value of Rs. 2 each (having 100% Voting Rights on each share held by them) (FPS)								
Category	Mode of Voting	No. of shares held (1)	No. of votes polled (2)	% of Votes Polled on outstanding shares (3)=[(2)/(1)]*100	No. of Votes – in favour (4)	No. of Votes – against (5)	% of Votes in favour on votes polled (6)=[(4)/(2)]*100	% of Votes against on votes polled (7)=[(5)/(2)]*100
Promoter and Promoter Group	E-Voting	1475,19,732	1475,19,732	100.000	1475,19,732	0	100.000	0.000
	Insta Poll	1475,19,732	0	0.000	0	0	0.000	0.000
	Postal Ballot	1475,19,732	0	0.000	0	0	0.000	0.000
	Total	1475,19,732	1475,19,732	100.000	1475,19,732	0	100.000	0.000
Public- Institutions	E-Voting	1736,27,323	1416,79,492	81.600	1415,91,389	88,103	99.938	0.062
	Insta Poll	1736,27,323	0	0.000	0	0	0.000	0.000
	Postal Ballot	1736,27,323	0	0.000	0	0	0.000	0.000
	Total	1736,27,323	1416,79,492	81.600	1415,91,389	88,103	99.938	0.062
Public- Non Institutions	E-Voting	2059,67,837	909,56,309	44.160	909,37,958	18,351	99.980	0.020
	Insta Poll	2059,67,837	81,923	0.040	81,923	0	100.000	0.000
	Postal Ballot	2059,67,837	0	0.000	0	0	0.000	0.000
	Total	2059,67,837	910,38,232	44.200	910,19,881	18,351	99.980	0.020
Total	5271,14,892	3802,37,456	72.136	3801,31,002	1,06,454	99.972	0.028	

voting by members holding Partly paid up Equity Shares of face value of Rs. 2 each, with paid up value Rs.1.10 per share (having 55% Voting Rights on each share held by them) (PPS)


Category	Mode of Voting	No. of shares held (1)	No. of votes polled (2)	% of Votes Polled on outstanding shares (3)=[(2)/(1)]*100	No. of Votes – in favour (4)	No. of Votes – against (5)	% of Votes in favour on votes polled (6)=[(4)/(2)]*100	% of Votes against on votes polled (7)=[(5)/(2)]*100
Promoter and Promoter Group	E-Voting	357,88,434	357,88,434	100.000	357,88,434	0	100.000	0.000
	Insta Poll	357,88,434	0	0.000	0	0	0.000	0.000
	Postal Ballot	357,88,434	0	0.000	0	0	0.000	0.000
	Total	357,88,434	357,88,434	100.000	357,88,434	0	100.000	0.000
Public- Institutions	E-Voting	106,05,180	90,49,372	85.330	90,49,372	0	100.000	0.000
	Insta Poll	106,05,180	0	0.000	0	0	0.000	0.000
	Postal Ballot	106,05,180	0	0.000	0	0	0.000	0.000
	Total	106,05,180	90,49,372	85.330	90,49,372	0	100.000	0.000
Public- Non Institutions	E-Voting	364,39,404	173,71,777	47.673	173,67,153	4,624	99.973	0.027
	Insta Poll	364,39,404	88,493	0.243	88,493	0	100.000	0.000
	Postal Ballot	364,39,404	0	0.000	0	0	0.000	0.000
	Total	364,39,404	174,60,270	47.916	174,55,646	4,624	99.974	0.026
Total	828,33,018	622,98,076	75.209	622,93,452	4,624	99.993	0.007	

voting by members holding Partly paid up Equity Shares of face value of Rs. 2 each, with paid up value Re.0.80 per share (having 40% Voting Rights on each share held by them) (PPS)

Category	Mode of Voting	No. of shares held (1)	No. of votes polled (2)	% of Votes Polled on outstanding shares (3)=[(2)/(1)]*100	No. of Votes – in favour (4)	No. of Votes – against (5)	% of Votes in favour on votes polled (6)=[(4)/(2)]*100	% of Votes against on votes polled (7)=[(5)/(2)]*100
Promoter and Promoter Group	E-Voting	0	0	0.000	0	0	0.000	0.000
	Insta Poll	0	0	0.000	0	0	0.000	0.000
	Postal Ballot	0	0	0.000	0	0	0.000	0.000
	Total	0	0	0.000	0	0	0.000	0.000
Public- Institutions	E-Voting	464	0	0.000	0	0	0.000	0.000
	Insta Poll	464	0	0.000	0	0	0.000	0.000
	Postal Ballot	464	0	0.000	0	0	0.000	0.000
	Total	464	0	0.000	0	0	0.000	0.000
Public- Non Institutions	E-Voting	75,636	0	0.000	0	0	0.000	0.000
	Insta Poll	75,636	0	0.000	0	0	0.000	0.000
	Postal Ballot	75,636	0	0.000	0	0	0.000	0.000
	Total	75,636	0	0.000	0	0	0.000	0.000
Total	76,100	0	0.000	0	0	0.000	0.000	

Combined voting by members - Based on the Voting Rights (FPS-100%; PPS-55%; PPS- 40%) held by them

Category	Mode of Voting	Voting Rights Held (1)	Voting Rights Polled (2)	% of Voting Rights Polled on outstanding Voting Rights (3)=[(2)/(1)]*100	No. of Voting Rights - in favour (4)	No. of Voting Rights - against (5)	% of Voting Rights in favour on Voting Rights polled (6)=[(4)/(2)]*100	% of Voting Rights against on Voting Rights polled (7)=[(5)/(2)]*100
Promoter and Promoter Group	E-Voting	1672,03,370.70	1672,03,370.70	100.000	1672,03,370.70	0	100.000	0.000
	Insta Poll	1672,03,370.70	0	0.000	0	0	0.000	0.000
	Postal Ballot	1672,03,370.70	0	0.000	0	0	0.000	0.000
	Total	1672,03,370.70	1672,03,370.70	100.000	1672,03,370.70	0	100.000	0.000
Public- Institutions	E-Voting	1794,60,357.60	1466,56,646.60	81.721	1465,68,543.60	88,103.00	99.940	0.060
	Insta Poll	1794,60,357.60	0.00	0.000	0.00	0.00	0.000	0.000
	Postal Ballot	1794,60,357.60	0.00	0.000	0.00	0.00	0.000	0.000
	Total	1794,60,357.60	1466,56,646.60	81.721	1465,68,543.60	88,103.00	99.940	0.060
Public- Non Institutions	E-Voting	2260,39,763.60	1005,10,786.35	44.466	1004,89,892.15	20,894.20	99.979	0.021
	Insta Poll	2260,39,763.60	1,30,594.15	0.058	1,30,594.15	0.00	100.000	0.000
	Postal Ballot	2260,39,763.60	0	0.000	0	0	0.000	0.000
	Total	2260,39,763.60	1006,41,380.50	44.524	1006,20,486.30	20,894.20	99.979	0.021
Total	5727,03,491.90	4145,01,397.80	72.376	4143,92,400.60	1,08,997.20	99.974	0.026	



Combined Voting Results **Annexure A**

Agenda Item no. 4: Appointment of Mr. Vijay Chugh, (Retired Principal Chief General Manager, RBI) (DIN: 07112794) as an Independent Director, from December 21, 2020 up to December 20, 2021, not liable to retire by rotation.

Resolution required: (Ordinary/ Special) Ordinary

Whether promoter/ promoter group are interested in the agenda/resolution? No

voting by members holding fully paid up Equity Shares of face value of Rs. 2 each (having 100% Voting Rights on each share held by them) (FPS)

Category	Mode of Voting	No. of shares held (1)	No. of votes polled (2)	% of Votes Polled on outstanding shares (3)=[(2)/(1)]*100	No. of Votes - in favour (4)	No. of Votes - against (5)	% of Votes in favour on votes polled (6)=[(4)/(2)]*100	% of Votes against on votes polled (7)=[(5)/(2)]*100
Promoter and Promoter Group	E-Voting	1475,19,732	1475,19,732	100.000	1475,19,732	0	100.000	0.000
	Insta Poll	1475,19,732	0	0.000	0	0	0.000	0.000
	Postal Ballot	1475,19,732	0	0.000	0	0	0.000	0.000
	Total	1475,19,732	1475,19,732	100.000	1475,19,732	0	100.000	0.000
Public- Institutions	E-Voting	1736,27,323	1416,79,492	81.600	1415,91,389	88,103	99.938	0.062
	Insta Poll	1736,27,323	0	0.000	0	0	0.000	0.000
	Postal Ballot	1736,27,323	0	0.000	0	0	0.000	0.000
	Total	1736,27,323	1416,79,492	81.600	1415,91,389	88,103	99.938	0.062
Public- Non Institutions	E-Voting	2059,67,837	909,56,309	44.160	909,44,417	11,892	99.987	0.013
	Insta Poll	2059,67,837	81,923	0.040	81,923	0	100.000	0.000
	Postal Ballot	2059,67,837	0	0.000	0	0	0.000	0.000
	Total	2059,67,837	910,38,232	44.200	910,26,340	11,892	99.987	0.013
Total	5271,14,892	3802,37,456	72.136	3801,37,461	99,995	99.974	0.026	

voting by members holding Partly paid up Equity Shares of face value of Rs. 2 each, with paid up value Rs.1.10 per share (having 55% Voting Rights on each share held by them) (PPS)


Category	Mode of Voting	No. of shares held (1)	No. of votes polled (2)	% of Votes Polled on outstanding shares (3)=[(2)/(1)]*100	No. of Votes - in favour (4)	No. of Votes - against (5)	% of Votes in favour on votes polled (6)=[(4)/(2)]*100	% of Votes against on votes polled (7)=[(5)/(2)]*100
Promoter and Promoter Group	E-Voting	357,88,434	357,88,434	100.000	357,88,434	0	100.000	0.000
	Insta Poll	357,88,434	0	0.000	0	0	0.000	0.000
	Postal Ballot	357,88,434	0	0.000	0	0	0.000	0.000
	Total	357,88,434	357,88,434	100.000	357,88,434	0	100.000	0.000
Public- Institutions	E-Voting	106,05,180	90,49,372	85.330	90,49,372	0	100.000	0.000
	Insta Poll	106,05,180	0	0.000	0	0	0.000	0.000
	Postal Ballot	106,05,180	0	0.000	0	0	0.000	0.000
	Total	106,05,180	90,49,372	85.330	90,49,372	0	100.000	0.000
Public- Non Institutions	E-Voting	364,39,404	173,71,777	47.673	173,67,177	4,600	99.974	0.026
	Insta Poll	364,39,404	88,493	0.243	88,493	0	100.000	0.000
	Postal Ballot	364,39,404	0	0.000	0	0	0.000	0.000
	Total	364,39,404	174,60,270	47.916	174,55,670	4,600	99.974	0.026
Total	828,33,018	622,98,076	75.209	622,93,476	4,600	99.993	0.007	

voting by members holding Partly paid up Equity Shares of face value of Rs. 2 each, with paid up value Re.0.80 per share (having 40% Voting Rights on each share held by them) (PPS)


Category	Mode of Voting	No. of shares held (1)	No. of votes polled (2)	% of Votes Polled on outstanding shares (3)=[(2)/(1)]*100	No. of Votes - in favour (4)	No. of Votes - against (5)	% of Votes in favour on votes polled (6)=[(4)/(2)]*100	% of Votes against on votes polled (7)=[(5)/(2)]*100
Promoter and Promoter Group	E-Voting	0	0	0.000	0	0	0.000	0.000
	Insta Poll	0	0	0.000	0	0	0.000	0.000
	Postal Ballot	0	0	0.000	0	0	0.000	0.000
	Total	0	0	0.000	0	0	0.000	0.000
Public- Institutions	E-Voting	464	0	0.000	0	0	0.000	0.000
	Insta Poll	464	0	0.000	0	0	0.000	0.000
	Postal Ballot	464	0	0.000	0	0	0.000	0.000
	Total	464	0	0.000	0	0	0.000	0.000
Public- Non Institutions	E-Voting	75,636	0	0.000	0	0	0.000	0.000
	Insta Poll	75,636	0	0.000	0	0	0.000	0.000
	Postal Ballot	75,636	0	0.000	0	0	0.000	0.000
	Total	75,636	0	0.000	0	0	0.000	0.000
Total	76,100	0	0.000	0	0	0.000	0.000	

Combined voting by members -Based on the Voting Rights (FPS-100% ; PPS-55%; PPS- 40%) held by them

Category	Mode of Voting	Voting Rights Held (1)	Voting Rights Polled (2)	% of Voting Rights Polled on outstanding Voting Rights (3)=[(2)/(1)]*100	No. of Voting Rights - in favour (4)	No. of Voting Rights - against (5)	% of Voting Rights in favour on Voting Rights polled (6)=[(4)/(2)]*100	% of Voting Rights against on Voting Rights polled (7)=[(5)/(2)]*100
Promoter and Promoter Group	E-Voting	1672,03,370.70	1672,03,370.70	100.000	1672,03,370.70	0	100.000	0.000
	Insta Poll	1672,03,370.70	0	0.000	0	0	0.000	0.000
	Postal Ballot	1672,03,370.70	0	0.000	0	0	0.000	0.000
	Total	1672,03,370.70	1672,03,370.70	100.000	1672,03,370.70	0	100.000	0.000
Public- Institutions	E-Voting	1794,60,357.60	1466,56,646.60	81.721	1465,68,543.60	88,103.00	99.940	0.060
	Insta Poll	1794,60,357.60	0.00	0.000	0	0.00	0.000	0.000
	Postal Ballot	1794,60,357.60	0	0.000	0	0	0.000	0.000
	Total	1794,60,357.60	1466,56,646.60	81.721	1465,68,543.60	88,103.00	99.940	0.060
Public- Non Institutions	E-Voting	2260,39,763.60	1005,10,786.35	44.466	1004,96,364.35	14,422.00	99.986	0.014
	Insta Poll	2260,39,763.60	1,30,594.15	0.058	1,30,594.15	0.00	100.000	0.000
	Postal Ballot	2260,39,763.60	0	0.000	0	0	0.000	0.000
	Total	2260,39,763.60	1006,41,380.50	44.524	1006,26,958.50	14,422.00	99.986	0.014
Total	5727,03,491.90	4145,01,397.80	72.376	4143,98,872.80	1,02,525.00	99.975	0.025	



Combined Voting Results								Annexure A	
Agenda Item no. 5: Appointment of Mr. Anish Williams (DIN: 03314110) as Non-Executive Non Independent Director of the Company, liable to retire by rotation.									
Resolution required: (Ordinary/ Special)			Ordinary						
Whether promoter/ promoter group are interested in the agenda/resolution?			No						
voting by members holding fully paid up Equity Shares of face value of Rs. 2 each (having 100% Voting Rights on each share held by them) (FPS)									
Category	Mode of Voting	No. of shares held (1)	No. of votes polled (2)	% of Votes Polled on outstanding shares (3)=[(2)/(1)]*100	No. of Votes - in favour (4)	No. of Votes - against (5)	% of Votes in favour on votes polled (6)=[(4)/(2)]*100	% of Votes against on votes polled (7)=[(5)/(2)]*100	
Promoter and Promoter Group	E-Voting	1475,19,732	1475,19,732	100.000	1475,19,732	0	100.000	0.000	
	Insta Poll	1475,19,732	0	0.000	0	0	0.000	0.000	
	Postal Ballot	1475,19,732	0	0.000	0	0	0.000	0.000	
	Total	1475,19,732	1475,19,732	100.000	1475,19,732	0	100.000	0.000	0.000
Public- Institutions	E-Voting	1736,27,323	1416,79,492	81.600	1415,91,389	88,103	99.938	0.062	
	Insta Poll	1736,27,323	0	0.000	0	0	0.000	0.000	
	Postal Ballot	1736,27,323	0	0.000	0	0	0.000	0.000	
	Total	1736,27,323	1416,79,492	81.600	1415,91,389	88,103	99.938	0.062	
Public- Non Institutions	E-Voting	2059,67,837	909,56,258	44.160	909,38,232	18,026	99.980	0.020	
	Insta Poll	2059,67,837	81,923	0.040	81,923	0	100.000	0.000	
	Postal Ballot	2059,67,837	0	0.000	0	0	0.000	0.000	
	Total	2059,67,837	910,38,181	44.200	910,20,155	18,026	99.980	0.020	
Total	5271,14,892	3802,37,405	72.136	3801,31,276	1,06,129	99.972	0.028		
voting by members holding Partly paid up Equity Shares of face value of Rs. 2 each, with paid up value Rs.1.10 per share (having 55% Voting Rights on each share held by them) (PPS)									
Category	Mode of Voting	No. of shares held (1)	No. of votes polled (2)	% of Votes Polled on outstanding shares (3)=[(2)/(1)]*100	No. of Votes - in favour (4)	No. of Votes - against (5)	% of Votes in favour on votes polled (6)=[(4)/(2)]*100	% of Votes against on votes polled (7)=[(5)/(2)]*100	
Promoter and Promoter Group	E-Voting	357,88,434	357,88,434	100.000	357,88,434	0	100.000	0.000	
	Insta Poll	357,88,434	0	0.000	0	0	0.000	0.000	
	Postal Ballot	357,88,434	0	0.000	0	0	0.000	0.000	
	Total	357,88,434	357,88,434	100.000	357,88,434	0	100.000	0.000	
Public- Institutions	E-Voting	106,05,180	90,49,372	85.330	90,49,372	0	100.000	0.000	
	Insta Poll	106,05,180	0	0.000	0	0	0.000	0.000	
	Postal Ballot	106,05,180	0	0.000	0	0	0.000	0.000	
	Total	106,05,180	90,49,372	85.330	90,49,372	0	100.000	0.000	
Public- Non Institutions	E-Voting	364,39,404	173,71,777	47.673	173,66,985	4,792	99.972	0.028	
	Insta Poll	364,39,404	88,493	0.243	88,493	0	100.000	0.000	
	Postal Ballot	364,39,404	0	0.000	0	0	0.000	0.000	
	Total	364,39,404	174,60,270	47.916	174,55,478	4,792	99.973	0.027	
Total	828,33,018	622,98,076	75.209	622,93,284	4,792	99.992	0.008		
voting by members holding Partly paid up Equity Shares of face value of Rs. 2 each, with paid up value Re.0.80 per share (having 40% Voting Rights on each share held by them) (PPS)									
Category	Mode of Voting	No. of shares held (1)	No. of votes polled (2)	% of Votes Polled on outstanding shares (3)=[(2)/(1)]*100	No. of Votes - in favour (4)	No. of Votes - against (5)	% of Votes in favour on votes polled (6)=[(4)/(2)]*100	% of Votes against on votes polled (7)=[(5)/(2)]*100	
Promoter and Promoter Group	E-Voting	0	0	0.000	0	0	0.000	0.000	
	Insta Poll	0	0	0.000	0	0	0.000	0.000	
	Postal Ballot	0	0	0.000	0	0	0.000	0.000	
	Total	0	0	0.000	0	0	0.000	0.000	
Public- Institutions	E-Voting	464	0	0.000	0	0	0.000	0.000	
	Insta Poll	464	0	0.000	0	0	0.000	0.000	
	Postal Ballot	464	0	0.000	0	0	0.000	0.000	
	Total	464	0	0.000	0	0	0.000	0.000	
Public- Non Institutions	E-Voting	75,636	0	0.000	0	0	0.000	0.000	
	Insta Poll	75,636	0	0.000	0	0	0.000	0.000	
	Postal Ballot	75,636	0	0.000	0	0	0.000	0.000	
	Total	75,636	0	0.000	0	0	0.000	0.000	
Total	76,100	0	0.000	0	0	0.000	0.000		
Combined voting by members -Based on the Voting Rights (FPS-100% ; PPS-55% ; PPS- 40%) held by them									
Category	Mode of Voting	Voting Rights Held (1)	Voting Rights Polled (2)	% of Voting Rights Polled on outstanding Voting Rights (3)=[(2)/(1)]*100	No. of Voting Rights - in favour (4)	No. of Voting Rights - against (5)	% of Voting Rights in favour on Voting Rights polled (6)=[(4)/(2)]*100	% of Voting Rights against on Voting Rights polled (7)=[(5)/(2)]*100	
Promoter and Promoter Group	E-Voting	1672,03,370.70	1672,03,370.70	100.000	1672,03,370.70	0	100.000	0.000	
	Insta Poll	1672,03,370.70	0	0.000	0	0	0.000	0.000	
	Postal Ballot	1672,03,370.70	0	0.000	0	0	0.000	0.000	
	Total	1672,03,370.70	1672,03,370.70	100.000	1672,03,370.70	0	100.000	0.000	
Public- Institutions	E-Voting	1794,60,357.60	1466,56,646.60	81.721	1465,68,543.60	88,103.00	99.940	0.060	
	Insta Poll	1794,60,357.60	0.00	0.000	0	0	0.000	0.000	
	Postal Ballot	1794,60,357.60	0.00	0.000	0	0	0.000	0.000	
	Total	1794,60,357.60	1466,56,646.60	81.721	1465,68,543.60	88,103.00	99.940	0.060	
Public- Non Institutions	E-Voting	2260,39,763.60	1005,10,735.35	44.466	1004,90,073.75	20,661.60	99.979	0.021	
	Insta Poll	2260,39,763.60	1,30,594.15	0.058	1,30,594.15	0	100.000	0.000	
	Postal Ballot	2260,39,763.60	0	0.000	0	0	0.000	0.000	
	Total	2260,39,763.60	1006,41,329.50	44.524	1006,20,667.90	20,661.60	99.979	0.021	
Total	5727,03,491.90	4145,01,346.80	72.376	4143,92,582.20	1,08,764.60	99.974	0.026		



Combined Voting Results Annexure A

Agenda Item no. 6: Re-appointment of Mrs. Fantry Mejn Jaswal, IRS (Retd.) (DIN: 07011247), as an Independent Director, from August 23, 2021 up to August 22, 2022, not liable to retire by rotation.

Resolution required: (Ordinary/ Special) Special
 Whether promoter/ promoter group are interested in the agenda/resolution? No

voting by members holding fully paid up Equity Shares of face value of Rs. 2 each (having 100% Voting Rights on each share held by them) (FPS)

Category	Mode of Voting	No. of shares held (1)	No. of votes polled (2)	% of Votes Polled on outstanding shares (3)=[(2)/(1)]*100	No. of Votes – in favour (4)	No. of Votes – against (5)	% of Votes in favour on votes polled (6)=[(4)/(2)]*100	% of Votes against on votes polled (7)=[(5)/(2)]*100
Promoter and Promoter Group	E-Voting	1475,19,732	1475,19,732	100.000	1475,19,732	0	100.000	0.000
	Insta Poll	1475,19,732	0	0.000	0	0	0.000	0.000
	Postal Ballot	1475,19,732	0	0.000	0	0	0.000	0.000
	Total	1475,19,732	1475,19,732	100.000	1475,19,732	0	100.000	0.000
Public- Institutions	E-Voting	1736,27,323	1416,79,492	81.600	1415,91,389	88,103	99.938	0.062
	Insta Poll	1736,27,323	0	0.000	0	0	0.000	0.000
	Postal Ballot	1736,27,323	0	0.000	0	0	0.000	0.000
	Total	1736,27,323	1416,79,492	81.600	1415,91,389	88,103	99.938	0.062
Public- Non Institutions	E-Voting	2059,67,837	909,56,258	44.160	909,41,697	14,561	99.984	0.016
	Insta Poll	2059,67,837	81,923	0.040	81,923	0	100.000	0.000
	Postal Ballot	2059,67,837	0	0.000	0	0	0.000	0.000
	Total	2059,67,837	910,38,181	44.200	910,23,620	14,561	99.984	0.016
Total	5271,14,892	3802,37,405	72.136	3801,34,741	1,02,664	99.973	0.027	

voting by members holding Partly paid up Equity Shares of face value of Rs. 2 each, with paid up value Rs.1.10 per share (having 55% Voting Rights on each share held by them) (PPS)


Category	Mode of Voting	No. of shares held (1)	No. of votes polled (2)	% of Votes Polled on outstanding shares (3)=[(2)/(1)]*100	No. of Votes – in favour (4)	No. of Votes – against (5)	% of Votes in favour on votes polled (6)=[(4)/(2)]*100	% of Votes against on votes polled (7)=[(5)/(2)]*100
Promoter and Promoter Group	E-Voting	357,88,434	357,88,434	100.000	357,88,434	0	100.000	0.000
	Insta Poll	357,88,434	0	0.000	0	0	0.000	0.000
	Postal Ballot	357,88,434	0	0.000	0	0	0.000	0.000
	Total	357,88,434	357,88,434	100.000	357,88,434	0	100.000	0.000
Public- Institutions	E-Voting	106,05,180	90,49,372	85.330	90,49,372	0	100.000	0.000
	Insta Poll	106,05,180	0	0.000	0	0	0.000	0.000
	Postal Ballot	106,05,180	0	0.000	0	0	0.000	0.000
	Total	106,05,180	90,49,372	85.330	90,49,372	0	100.000	0.000
Public- Non Institutions	E-Voting	364,39,404	173,71,777	47.673	173,67,143	4,634	99.973	0.027
	Insta Poll	364,39,404	88,493	0.243	88,493	0	100.000	0.000
	Postal Ballot	364,39,404	0	0.000	0	0	0.000	0.000
	Total	364,39,404	174,60,270	47.916	174,55,636	4,634	99.973	0.027
Total	828,33,018	622,98,076	75.209	622,93,442	4,634	99.993	0.007	

voting by members holding Partly paid up Equity Shares of face value of Rs. 2 each, with paid up value Re.0.80 per share (having 40% Voting Rights on each share held by them) (PPS)

Category	Mode of Voting	No. of shares held (1)	No. of votes polled (2)	% of Votes Polled on outstanding shares (3)=[(2)/(1)]*100	No. of Votes – in favour (4)	No. of Votes – against (5)	% of Votes in favour on votes polled (6)=[(4)/(2)]*100	% of Votes against on votes polled (7)=[(5)/(2)]*100
Promoter and Promoter Group	E-Voting	0	0	0.000	0	0	0.000	0.000
	Insta Poll	0	0	0.000	0	0	0.000	0.000
	Postal Ballot	0	0	0.000	0	0	0.000	0.000
	Total	0	0	0.000	0	0	0.000	0.000
Public- Institutions	E-Voting	464	0	0.000	0	0	0.000	0.000
	Insta Poll	464	0	0.000	0	0	0.000	0.000
	Postal Ballot	464	0	0.000	0	0	0.000	0.000
	Total	464	0	0.000	0	0	0.000	0.000
Public- Non Institutions	E-Voting	75,636	0	0.000	0	0	0.000	0.000
	Insta Poll	75,636	0	0.000	0	0	0.000	0.000
	Postal Ballot	75,636	0	0.000	0	0	0.000	0.000
	Total	75,636	0	0.000	0	0	0.000	0.000
Total	75,100	0	0.000	0	0	0.000	0.000	

Combined voting by members -Based on the Voting Rights (FPS-100% ; PPS-55% ; PPS- 40%) held by them

Category	Mode of Voting	Voting Rights Held (1)	Voting Rights Polled (2)	% of Voting Rights Polled on outstanding Voting Rights (3)=[(2)/(1)]*100	No. of Voting Rights - in favour (4)	No. of Voting Rights - against (5)	% of Voting Rights in favour on Voting Rights polled (6)=[(4)/(2)]*100	% of Voting Rights against on Voting Rights polled (7)=[(5)/(2)]*100
Promoter and Promoter Group	E-Voting	1672,03,370.70	1672,03,370.70	100.000	1672,03,370.70	0	100.000	0.000
	Insta Poll	1672,03,370.70	0	0.000	0	0	0.000	0.000
	Postal Ballot	1672,03,370.70	0	0.000	0	0	0.000	0.000
	Total	1672,03,370.70	1672,03,370.70	100.000	1672,03,370.70	0	100.000	0.000
Public- Institutions	E-Voting	1794,60,357.60	1466,56,646.60	81.721	1465,68,543.60	88,103.00	99.940	0.060
	Insta Poll	1794,60,357.60	0	0.000	0	0	0.000	0.000
	Postal Ballot	1794,60,357.60	0	0.000	0	0	0.000	0.000
	Total	1794,60,357.60	1466,56,646.60	81.721	1465,68,543.60	88,103.00	99.940	0.060
Public- Non Institutions	E-Voting	2260,39,763.60	1005,10,735.35	44.466	1004,93,625.65	17,109.70	99.983	0.017
	Insta Poll	2260,39,763.60	1,30,594.15	0.058	1,30,594.15	0.00	100.000	0.000
	Postal Ballot	2260,39,763.60	0	0.000	0	0	0.000	0.000
	Total	2260,39,763.60	1006,41,329.50	44.524	1006,24,219.80	17,109.70	99.983	0.017
Total	5727,03,491.90	4145,01,346.80	72.376	4143,96,134.10	1,05,212.70	99.975	0.025	



Combined Voting Results **Annexure A**

Agenda Item no. 7: Re-appointment of Mr. Praveen Kumar Tripathi, a retired IAS and Ex- Chief Secretary, Govt. of NCT Delhi (DIN: 02167497), as an Independent Director, from September 16, 2021 up to September 15, 2022, not liable to retire by rotation.

Resolution required: (Ordinary/ Special) Special
 Whether promoter/ promoter group are interested in the agenda/resolution? No

voting by members holding fully paid up Equity Shares of face value of Rs. 2 each (having 100% Voting Rights on each share held by them) (FPS)

Category	Mode of Voting	No. of shares held (1)	No. of votes polled (2)	% of Votes Polled on outstanding shares (3)=[(2)/(1)]*100	No. of Votes - in favour (4)	No. of Votes - against (5)	% of Votes in favour on votes polled (6)=[(4)/(2)]*100	% of Votes against on votes polled (7)=[(5)/(2)]*100
Promoter and Promoter Group	E-Voting	1475,19,732	1475,19,732	100.000	1475,19,732	0	100.000	0.000
	Insta Poll	1475,19,732	0	0.000	0	0	0.000	0.000
	Postal Ballot	1475,19,732	0	0.000	0	0	0.000	0.000
	Total	1475,19,732	1475,19,732	100.000	1475,19,732	0	100.000	0.000
Public- Institutions	E-Voting	1736,27,323	1416,79,492	81.600	1404,33,209	12,46,283	99.120	0.880
	Insta Poll	1736,27,323	0	0.000	0	0	0.000	0.000
	Postal Ballot	1736,27,323	0	0.000	0	0	0.000	0.000
	Total	1736,27,323	1416,79,492	81.600	1404,33,209	12,46,283	99.120	0.880
Public- Non Institutions	E-Voting	2059,67,837	909,56,210	44.160	909,42,177	14,033	99.985	0.015
	Insta Poll	2059,67,837	81,923	0.040	81,923	0	100.000	0.000
	Postal Ballot	2059,67,837	0	0.000	0	0	0.000	0.000
	Total	2059,67,837	910,38,133	44.200	910,24,100	14,033	99.985	0.015
Total	5271,14,892	3802,37,357	72.136	3789,77,041	12,60,316	99.669	0.331	

voting by members holding Partly paid up Equity Shares of face value of Rs. 2 each, with paid up value Rs.1.10 per share (having 55% Voting Rights on each share held by them) (PPS)


Category	Mode of Voting	No. of shares held (1)	No. of votes polled (2)	% of Votes Polled on outstanding shares (3)=[(2)/(1)]*100	No. of Votes - in favour (4)	No. of Votes - against (5)	% of Votes in favour on votes polled (6)=[(4)/(2)]*100	% of Votes against on votes polled (7)=[(5)/(2)]*100
Promoter and Promoter Group	E-Voting	357,88,434	357,88,434	100.000	357,88,434	0	100.000	0.000
	Insta Poll	357,88,434	0	0.000	0	0	0.000	0.000
	Postal Ballot	357,88,434	0	0.000	0	0	0.000	0.000
	Total	357,88,434	357,88,434	100.000	357,88,434	0	100.000	0.000
Public- Institutions	E-Voting	106,05,180	90,49,372	85.330	90,49,372	0	100.000	0.000
	Insta Poll	106,05,180	0	0.000	0	0	0.000	0.000
	Postal Ballot	106,05,180	0	0.000	0	0	0.000	0.000
	Total	106,05,180	90,49,372	85.330	90,49,372	0	100.000	0.000
Public- Non Institutions	E-Voting	364,39,404	173,71,777	47.673	173,66,971	4,806	99.972	0.028
	Insta Poll	364,39,404	88,493	0.243	88,493	0	100.000	0.000
	Postal Ballot	364,39,404	0	0.000	0	0	0.000	0.000
	Total	364,39,404	174,60,270	47.916	174,55,464	4,806	99.972	0.028
Total	828,33,018	622,98,076	75.209	622,93,270	4,806	99.992	0.008	

voting by members holding Partly paid up Equity Shares of face value of Rs. 2 each, with paid up value Re.0.80 per share (having 40% Voting Rights on each share held by them) (PPS)

Category	Mode of Voting	No. of shares held (1)	No. of votes polled (2)	% of Votes Polled on outstanding shares (3)=[(2)/(1)]*100	No. of Votes - in favour (4)	No. of Votes - against (5)	% of Votes in favour on votes polled (6)=[(4)/(2)]*100	% of Votes against on votes polled (7)=[(5)/(2)]*100
Promoter and Promoter Group	E-Voting	0	0	0.000	0	0	0.000	0.000
	Insta Poll	0	0	0.000	0	0	0.000	0.000
	Postal Ballot	0	0	0.000	0	0	0.000	0.000
	Total	0	0	0.000	0	0	0.000	0.000
Public- Institutions	E-Voting	464	0	0.000	0	0	0.000	0.000
	Insta Poll	464	0	0.000	0	0	0.000	0.000
	Postal Ballot	464	0	0.000	0	0	0.000	0.000
	Total	464	0	0.000	0	0	0.000	0.000
Public- Non Institutions	E-Voting	75,636	0	0.000	0	0	0.000	0.000
	Insta Poll	75,636	0	0.000	0	0	0.000	0.000
	Postal Ballot	75,636	0	0.000	0	0	0.000	0.000
	Total	75,636	0	0.000	0	0	0.000	0.000
Total	76,100	0	0.000	0	0	0.000	0.000	

Combined voting by members -Based on the Voting Rights (FPS-100%; PPS-55%; PPS- 40%) held by them

Category	Mode of Voting	Voting Rights Held (1)	Voting Rights Polled (2)	% of Voting Rights Polled on outstanding Voting Rights (3)=[(2)/(1)]*100	No. of Voting Rights - in favour (4)	No. of Voting Rights - against (5)	% of Voting Rights in favour on Voting Rights polled (6)=[(4)/(2)]*100	% of Voting Rights against on Voting Rights polled (7)=[(5)/(2)]*100
Promoter and Promoter Group	E-Voting	1672,03,370.70	1672,03,370.70	100.000	1672,03,370.70	0	100.000	0.000
	Insta Poll	1672,03,370.70	0	0.000	0	0	0.000	0.000
	Postal Ballot	1672,03,370.70	0	0.000	0	0	0.000	0.000
	Total	1672,03,370.70	1672,03,370.70	100.000	1672,03,370.70	0	100.000	0.000
Public- Institutions	E-Voting	1794,60,357.60	1466,56,646.60	81.721	1454,10,363.60	12,46,283.00	99.150	0.850
	Insta Poll	1794,60,357.60	0	0.000	0	0	0.000	0.000
	Postal Ballot	1794,60,357.60	0	0.000	0	0	0.000	0.000
	Total	1794,60,357.60	1466,56,646.60	81.721	1454,10,363.60	12,46,283.00	99.150	0.850
Public- Non Institutions	E-Voting	2260,39,763.60	1005,10,687.35	44.466	1004,94,011.05	16,676.30	99.983	0.017
	Insta Poll	2260,39,763.60	1,30,594.15	0.058	1,30,594.15	0.00	100.000	0.000
	Postal Ballot	2260,39,763.60	0	0.000	0	0	0.000	0.000
	Total	2260,39,763.60	1006,41,281.50	44.524	1006,24,605.20	16,676.30	99.983	0.017
Total	5727,03,491.90	4145,01,298.80	72.376	4132,38,339.50	12,62,959.30	99.695	0.305	



Combined Voting Results **Annexure A**

Agenda Item no. 8: Re-appointment of Mr. Rakesh Mohan Garg, IRS (Retd.) (DIN: 08970794), as an Independent Director, from November 25, 2021 up to November 24, 2022, not liable to retire by rotation.

Resolution required: (Ordinary/ Special) Special
 Whether promoter/ promoter group are interested in the agenda/resolution? No

voting by members holding fully paid up Equity Shares of face value of Rs. 2 each (having 100% Voting Rights on each share held by them) (FPS)

Category	Mode of Voting	No. of shares held (1)	No. of votes polled (2)	% of Votes Polled on outstanding shares (3)=[(2)/(1)]*100	No. of Votes - in favour (4)	No. of Votes - against (5)	% of Votes in favour on votes polled (6)=[(4)/(2)]*100	% of Votes against on votes polled (7)=[(5)/(2)]*100
Promoter and Promoter Group	E-Voting	1475,19,732	1475,19,732	100.000	1475,19,732	0	100.000	0.000
	Insta Poll	1475,19,732	0	0.000	0	0	0.000	0.000
	Postal Ballot	1475,19,732	0	0.000	0	0	0.000	0.000
	Total	1475,19,732	1475,19,732	100.000	1475,19,732	0	100.000	0.000
Public- Institutions	E-Voting	1736,27,323	1416,79,492	81.600	1415,91,389	88,103	99.938	0.062
	Insta Poll	1736,27,323	0	0.000	0	0	0.000	0.000
	Postal Ballot	1736,27,323	0	0.000	0	0	0.000	0.000
	Total	1736,27,323	1416,79,492	81.600	1415,91,389	88,103	99.938	0.062
Public- Non Institutions	E-Voting	2059,67,837	909,56,210	44.160	909,42,182	14,028	99.985	0.015
	Insta Poll	2059,67,837	81,923	0.040	81,923	0	100.000	0.000
	Postal Ballot	2059,67,837	0	0.000	0	0	0.000	0.000
	Total	2059,67,837	910,38,133	44.200	910,24,105	14,028	99.985	0.015
Total	5271,14,892	3802,37,357	72.136	3801,35,226	1,02,131	99.973	0.027	

voting by members holding Partly paid up Equity Shares of face value of Rs. 2 each, with paid up value Rs.1.10 per share (having 55% Voting Rights on each share held by them) (PPS)


Category	Mode of Voting	No. of shares held (1)	No. of votes polled (2)	% of Votes Polled on outstanding shares (3)=[(2)/(1)]*100	No. of Votes - in favour (4)	No. of Votes - against (5)	% of Votes in favour on votes polled (6)=[(4)/(2)]*100	% of Votes against on votes polled (7)=[(5)/(2)]*100
Promoter and Promoter Group	E-Voting	357,88,434	357,88,434	100.000	357,88,434	0	100.000	0.000
	Insta Poll	357,88,434	0	0.000	0	0	0.000	0.000
	Postal Ballot	357,88,434	0	0.000	0	0	0.000	0.000
	Total	357,88,434	357,88,434	100.000	357,88,434	0	100.000	0.000
Public- Institutions	E-Voting	106,05,180	90,49,372	85.330	90,49,372	0	100.000	0.000
	Insta Poll	106,05,180	0	0.000	0	0	0.000	0.000
	Postal Ballot	106,05,180	0	0.000	0	0	0.000	0.000
	Total	106,05,180	90,49,372	85.330	90,49,372	0	100.000	0.000
Public- Non Institutions	E-Voting	364,39,404	173,71,777	47.673	173,66,971	4,806	99.972	0.028
	Insta Poll	364,39,404	88,493	0.243	88,493	0	100.000	0.000
	Postal Ballot	364,39,404	0	0.000	0	0	0.000	0.000
	Total	364,39,404	174,60,270	47.916	174,55,464	4,806	99.972	0.028
Total	828,33,018	622,98,076	75.209	622,93,270	4,806	99.992	0.008	

voting by members holding Partly paid up Equity Shares of face value of Rs. 2 each, with paid up value Re.0.80 per share (having 40% Voting Rights on each share held by them) (PPS)

Category	Mode of Voting	No. of shares held (1)	No. of votes polled (2)	% of Votes Polled on outstanding shares (3)=[(2)/(1)]*100	No. of Votes - in favour (4)	No. of Votes - against (5)	% of Votes in favour on votes polled (6)=[(4)/(2)]*100	% of Votes against on votes polled (7)=[(5)/(2)]*100
Promoter and Promoter Group	E-Voting	0	0	0.000	0	0	0.000	0.000
	Insta Poll	0	0	0.000	0	0	0.000	0.000
	Postal Ballot	0	0	0.000	0	0	0.000	0.000
	Total	0	0	0.000	0	0	0.000	0.000
Public- Institutions	E-Voting	464	0	0.000	0	0	0.000	0.000
	Insta Poll	464	0	0.000	0	0	0.000	0.000
	Postal Ballot	464	0	0.000	0	0	0.000	0.000
	Total	464	0	0.000	0	0	0.000	0.000
Public- Non Institutions	E-Voting	75,636	0	0.000	0	0	0.000	0.000
	Insta Poll	75,636	0	0.000	0	0	0.000	0.000
	Postal Ballot	75,636	0	0.000	0	0	0.000	0.000
	Total	75,636	0	0.000	0	0	0.000	0.000
Total	76,100	0	0.000	0	0	0.000	0.000	

Combined voting by members -Based on the Voting Rights (FPS-100% ; PPS-55%; PPS- 40%) held by them

Category	Mode of Voting	Voting Rights Held (1)	Voting Rights Polled (2)	% of Voting Rights Polled on outstanding Voting Rights (3)=[(2)/(1)]*100	No. of Voting Rights - in favour (4)	No. of Voting Rights - against (5)	% of Voting Rights in favour on Voting Rights polled (6)=[(4)/(2)]*100	% of Voting Rights against on Voting Rights polled (7)=[(5)/(2)]*100
Promoter and Promoter Group	E-Voting	1672,03,370.70	1672,03,370.70	100.000	1672,03,370.70	0	100.000	0.000
	Insta Poll	1672,03,370.70	0	0.000	0	0	0.000	0.000
	Postal Ballot	1672,03,370.70	0	0.000	0	0	0.000	0.000
	Total	1672,03,370.70	1672,03,370.70	100.000	1672,03,370.70	0	100.000	0.000
Public- Institutions	E-Voting	1794,60,357.60	1466,56,646.60	81.721	1465,68,543.60	88,103.00	99.940	0.060
	Insta Poll	1794,60,357.60	0	0.000	0	0	0.000	0.000
	Postal Ballot	1794,60,357.60	0	0.000	0	0	0.000	0.000
	Total	1794,60,357.60	1466,56,646.60	81.721	1465,68,543.60	88,103.00	99.940	0.060
Public- Non Institutions	E-Voting	2260,39,763.60	1005,10,687.35	44.466	1004,94,016.05	16,671.30	99.983	0.017
	Insta Poll	2260,39,763.60	1,30,594.15	0.058	1,30,594.15	0.00	100.000	0.000
	Postal Ballot	2260,39,763.60	0	0.000	0	0	0.000	0.000
	Total	2260,39,763.60	1005,41,281.50	44.524	1006,24,610.20	16,671.30	99.983	0.017
Total	5727,03,491.90	4145,01,298.80	72.376	4143,96,524.50	1,04,774.30	99.975	0.025	



Combined Voting Results **Annexure A**

Agenda item no. 9: Re-appointment of Mr. Vijay Chugh, (Retired Principal Chief General Manager, RBI) (DIN: 07112794), as an Independent Director, from December 21, 2021 up to December 20, 2022, not liable to retire by rotation.

Resolution required: (Ordinary/ Special) Special

Whether promoter/ promoter group are interested in the agenda/resolution? No

voting by members holding fully paid up Equity Shares of face value of Rs. 2 each (having 100% Voting Rights on each share held by them) (FPS)

Category	Mode of Voting	No. of shares held (1)	No. of votes polled (2)	% of Votes Polled on outstanding shares (3)=[(2)/(1)]*100	No. of Votes - in favour (4)	No. of Votes - against (5)	% of Votes in favour on votes polled (6)=[(4)/(2)]*100	% of Votes against on votes polled (7)=[(5)/(2)]*100
Promoter and Promoter Group	E-Voting	1475,19,732	1475,19,732	100.000	1475,19,732	0	100.000	0.000
	Insta Poll	1475,19,732	0	0.000	0	0	0.000	0.000
	Postal Ballot	1475,19,732	0	0.000	0	0	0.000	0.000
	Total	1475,19,732	1475,19,732	100.000	1475,19,732	0	100.000	0.000
Public- Institutions	E-Voting	1736,27,323	1416,79,492	81.600	1415,91,389	88,103	99.938	0.062
	Insta Poll	1736,27,323	0	0.000	0	0	0.000	0.000
	Postal Ballot	1736,27,323	0	0.000	0	0	0.000	0.000
	Total	1736,27,323	1416,79,492	81.600	1415,91,389	88,103	99.938	0.062
Public- Non Institutions	E-Voting	2059,67,837	909,56,358	44.160	909,42,384	13,974	99.985	0.015
	Insta Poll	2059,67,837	81,923	0.040	81,923	0	100.000	0.000
	Postal Ballot	2059,67,837	0	0.000	0	0	0.000	0.000
	Total	2059,67,837	910,38,281	44.200	910,24,307	13,974	99.985	0.015
Total	5271,14,892	3802,37,505	72.136	3801,35,428	1,02,077	99.973	0.027	

voting by members holding Partly paid up Equity Shares of face value of Rs. 2 each, with paid up value Rs.1.10 per share

(having 55% Voting Rights on each share held by them) (PPS)

Category	Mode of Voting	No. of shares held (1)	No. of votes polled (2)	% of Votes Polled on outstanding shares (3)=[(2)/(1)]*100	No. of Votes - in favour (4)	No. of Votes - against (5)	% of Votes in favour on votes polled (6)=[(4)/(2)]*100	% of Votes against on votes polled (7)=[(5)/(2)]*100
Promoter and Promoter Group	E-Voting	357,88,434	357,88,434	100.000	357,88,434	0	100.000	0.000
	Insta Poll	357,88,434	0	0.000	0	0	0.000	0.000
	Postal Ballot	357,88,434	0	0.000	0	0	0.000	0.000
	Total	357,88,434	357,88,434	100.000	357,88,434	0	100.000	0.000
Public- Institutions	E-Voting	106,05,180	90,49,372	85.330	90,49,372	0	100.000	0.000
	Insta Poll	106,05,180	0	0.000	0	0	0.000	0.000
	Postal Ballot	106,05,180	0	0.000	0	0	0.000	0.000
	Total	106,05,180	90,49,372	85.330	90,49,372	0	100.000	0.000
Public- Non Institutions	E-Voting	364,39,404	173,71,777	47.673	173,66,995	4,782	99.972	0.028
	Insta Poll	364,39,404	88,493	0.243	88,493	0	100.000	0.000
	Postal Ballot	364,39,404	0	0.000	0	0	0.000	0.000
	Total	364,39,404	174,60,270	47.916	174,55,488	4,782	99.973	0.027
Total	828,33,018	622,98,076	75.209	622,93,294	4,782	99.992	0.008	


voting by members holding Partly paid up Equity Shares of face value of Rs. 2 each, with paid up value Re.0.80 per share

(having 40% Voting Rights on each share held by them) (PPS)

Category	Mode of Voting	No. of shares held (1)	No. of votes polled (2)	% of Votes Polled on outstanding shares (3)=[(2)/(1)]*100	No. of Votes - in favour (4)	No. of Votes - against (5)	% of Votes in favour on votes polled (6)=[(4)/(2)]*100	% of Votes against on votes polled (7)=[(5)/(2)]*100
Promoter and Promoter Group	E-Voting	0	0	0.000	0	0	0.000	0.000
	Insta Poll	0	0	0.000	0	0	0.000	0.000
	Postal Ballot	0	0	0.000	0	0	0.000	0.000
	Total	0	0	0.000	0	0	0.000	0.000
Public- Institutions	E-Voting	464	0	0.000	0	0	0.000	0.000
	Insta Poll	464	0	0.000	0	0	0.000	0.000
	Postal Ballot	464	0	0.000	0	0	0.000	0.000
	Total	464	0	0.000	0	0	0.000	0.000
Public- Non Institutions	E-Voting	75,636	0	0.000	0	0	0.000	0.000
	Insta Poll	75,636	0	0.000	0	0	0.000	0.000
	Postal Ballot	75,636	0	0.000	0	0	0.000	0.000
	Total	75,636	0	0.000	0	0	0.000	0.000
Total	76,100	0	0.000	0	0	0.000	0.000	

Combined voting by members -Based on the Voting Rights (FPS-100% ; PPS-55%; PPS- 40%) held by them

Category	Mode of Voting	Voting Rights Held (1)	Voting Rights Polled (2)	% of Voting Rights Polled on outstanding Voting Rights (3)=[(2)/(1)]*100	No. of Voting Rights - in favour (4)	No. of Voting Rights - against (5)	% of Voting Rights in favour on Voting Rights polled (6)=[(4)/(2)]*100	% of Voting Rights against on Voting Rights polled (7)=[(5)/(2)]*100
Promoter and Promoter Group	E-Voting	1672,03,370.70	1672,03,370.70	100.000	1672,03,370.70	0	100.000	0.000
	Insta Poll	1672,03,370.70	0	0.000	0	0	0.000	0.000
	Postal Ballot	1672,03,370.70	0	0.000	0	0	0.000	0.000
	Total	1672,03,370.70	1672,03,370.70	100.000	1672,03,370.70	0	100.000	0.000
Public- Institutions	E-Voting	1794,60,357.60	1466,56,646.60	81.721	1465,68,543.60	88,103.00	99.940	0.060
	Insta Poll	1794,60,357.60	0	0.000	0	0	0.000	0.000
	Postal Ballot	1794,60,357.60	0	0.000	0	0	0.000	0.000
	Total	1794,60,357.60	1466,56,646.60	81.721	1465,68,543.60	88,103.00	99.940	0.060
Public- Non Institutions	E-Voting	2260,39,763.60	1005,10,835.35	44.466	1004,94,231.25	16,604.10	99.983	0.017
	Insta Poll	2260,39,763.60	1,30,594.15	0.058	1,30,594.15	0.00	100.000	0.000
	Postal Ballot	2260,39,763.60	0	0.000	0	0	0.000	0.000
	Total	2260,39,763.60	1006,41,429.50	44.524	1006,24,825.40	16,604.10	99.984	0.016
Total	5727,03,491.90	4145,01,446.80	72.376	4143,96,739.70	1,04,707.10	99.975	0.025	



Combined Voting Results **Annexure A**

Agenda Item no. 10: Approval for Issue of Non-Convertible Debentures (which shall not be in the nature of Equity Shares), on private placement basis, upto INR 1,000 Crore within the shareholders' existing borrowing authorization of INR 5,000 Crore.

Resolution required: (Ordinary/ Special) Special
 Whether promoter/ promoter group are interested in the agenda/resolution? No

voting by members holding fully paid up Equity Shares of face value of Rs. 2 each (having 100% Voting Rights on each share held by them) (FPS)

Category	Mode of Voting	No. of shares held (1)	No. of votes polled (2)	% of Votes Polled on outstanding shares (3)=[(2)/(1)]*100	No. of Votes - in favour (4)	No. of Votes - against (5)	% of Votes in favour on votes polled (6)=[(4)/(2)]*100	% of Votes against on votes polled (7)=[(5)/(2)]*100
Promoter and Promoter Group	E-Voting	1475,19,732	1475,19,732	100.000	1475,19,732	0	100.000	0.000
	Insta Poll	1475,19,732	0	0.000	0	0	0.000	0.000
	Postal Ballot	1475,19,732	0	0.000	0	0	0.000	0.000
	Total	1475,19,732	1475,19,732	100.000	1475,19,732	0	100.000	0.000
Public- Institutions	E-Voting	1736,27,323	1416,79,492	81.600	1416,79,492	0	100.000	0.000
	Insta Poll	1736,27,323	0	0.000	0	0	0.000	0.000
	Postal Ballot	1736,27,323	0	0.000	0	0	0.000	0.000
	Total	1736,27,323	1416,79,492	81.600	1416,79,492	0	100.000	0.000
Public- Non Institutions	E-Voting	2059,67,837	909,56,409	44.160	909,54,500	1,909	99.998	0.002
	Insta Poll	2059,67,837	81,923	0.040	81,923	0	100.000	0.000
	Postal Ballot	2059,67,837	0	0.000	0	0	0.000	0.000
	Total	2059,67,837	910,38,332	44.200	910,36,423	1,909	99.998	0.002
Total	5271,14,892	3802,37,556	72.136	3802,35,647	1,909	99.999	0.001	

voting by members holding Partly paid up Equity Shares of face value of Rs. 2 each, with paid up value Rs.1.10 per share (having 55% Voting Rights on each share held by them) (PPS)

Category	Mode of Voting	No. of shares held (1)	No. of votes polled (2)	% of Votes Polled on outstanding shares (3)=[(2)/(1)]*100	No. of Votes - in favour (4)	No. of Votes - against (5)	% of Votes in favour on votes polled (6)=[(4)/(2)]*100	% of Votes against on votes polled (7)=[(5)/(2)]*100
Promoter and Promoter Group	E-Voting	357,88,434	357,88,434	100.000	357,88,434	0	100.000	0.000
	Insta Poll	357,88,434	0	0.000	0	0	0.000	0.000
	Postal Ballot	357,88,434	0	0.000	0	0	0.000	0.000
	Total	357,88,434	357,88,434	100.000	357,88,434	0	100.000	0.000
Public- Institutions	E-Voting	106,05,180	90,49,372	85.330	90,49,372	0	100.000	0.000
	Insta Poll	106,05,180	0	0.000	0	0	0.000	0.000
	Postal Ballot	106,05,180	0	0.000	0	0	0.000	0.000
	Total	106,05,180	90,49,372	85.330	90,49,372	0	100.000	0.000
Public- Non Institutions	E-Voting	364,39,404	173,71,777	47.673	173,71,777	0	100.000	0.000
	Insta Poll	364,39,404	88,493	0.243	88,493	0	100.000	0.000
	Postal Ballot	364,39,404	0	0.000	0	0	0.000	0.000
	Total	364,39,404	174,60,270	47.916	174,60,270	0	100.000	0.000
Total	828,33,018	622,98,076	75.209	622,98,076	0	100.000	0.000	

voting by members holding Partly paid up Equity Shares of face value of Rs. 2 each, with paid up value Re.0.80 per share (having 40% Voting Rights on each share held by them) (PPS)

Category	Mode of Voting	No. of shares held (1)	No. of votes polled (2)	% of Votes Polled on outstanding shares (3)=[(2)/(1)]*100	No. of Votes - in favour (4)	No. of Votes - against (5)	% of Votes in favour on votes polled (6)=[(4)/(2)]*100	% of Votes against on votes polled (7)=[(5)/(2)]*100
Promoter and Promoter Group	E-Voting	0	0	0.000	0	0	0.000	0.000
	Insta Poll	0	0	0.000	0	0	0.000	0.000
	Postal Ballot	0	0	0.000	0	0	0.000	0.000
	Total	0	0	0.000	0	0	0.000	0.000
Public- Institutions	E-Voting	464	0	0.000	0	0	0.000	0.000
	Insta Poll	464	0	0.000	0	0	0.000	0.000
	Postal Ballot	464	0	0.000	0	0	0.000	0.000
	Total	464	0	0.000	0	0	0.000	0.000
Public- Non Institutions	E-Voting	75,636	0	0.000	0	0	0.000	0.000
	Insta Poll	75,636	0	0.000	0	0	0.000	0.000
	Postal Ballot	75,636	0	0.000	0	0	0.000	0.000
	Total	75,636	0	0.000	0	0	0.000	0.000
Total	76,100	0	0.000	0	0	0.000	0.000	

Combined voting by members -Based on the Voting Rights (FPS-100% ; PPS-55%; PPS- 40%) held by them

Category	Mode of Voting	Voting Rights Held (1)	Voting Rights Polled (2)	% of Voting Rights Polled on outstanding Voting Rights (3)=[(2)/(1)]*100	No. of Voting Rights - in favour (4)	No. of Voting Rights - against (5)	% of Voting Rights in favour on Voting Rights polled (6)=[(4)/(2)]*100	% of Voting Rights against on Voting Rights polled (7)=[(5)/(2)]*100
Promoter and Promoter Group	E-Voting	1672,03,370.70	1672,03,370.70	100.000	1672,03,370.70	0	100.000	0.000
	Insta Poll	1672,03,370.70	0	0.000	0	0	0.000	0.000
	Postal Ballot	1672,03,370.70	0	0.000	0	0	0.000	0.000
	Total	1672,03,370.70	1672,03,370.70	100.000	1672,03,370.70	0	100.000	0.000
Public- Institutions	E-Voting	1794,60,357.60	1466,56,646.60	81.721	1466,56,646.60	0.00	100.000	0.000
	Insta Poll	1794,60,357.60	0	0.000	0	0	0.000	0.000
	Postal Ballot	1794,60,357.60	0	0.000	0	0	0.000	0.000
	Total	1794,60,357.60	1466,56,646.60	81.721	1466,56,646.60	0.00	100.000	0.000
Public- Non Institutions	E-Voting	2260,39,763.60	1005,10,886.35	44.466	1005,08,977.35	1,909.00	99.998	0.002
	Insta Poll	2260,39,763.60	1,30,594.15	0.058	1,30,594.15	0.00	100.000	0.000
	Postal Ballot	2260,39,763.60	0	0.000	0	0	0.000	0.000
	Total	2260,39,763.60	1006,41,480.50	44.524	1006,39,571.50	1,909.00	99.998	0.002
Total	5727,03,491.90	4145,01,497.80	72.376	4144,99,588.80	1,909.00	100.000	0.000	

