



September 28, 2019

Scrip Code – 532960, 890145

BSE Limited

Phiroze Jeejeebhoy Towers,

Dalal Street,

MUMBAI – 400 001

IBVENTURES-EQ/ E3

National Stock Exchange of India Limited

“Exchange Plaza”,

Bandra-Kurla Complex, Bandra (E).

MUMBAI – 400 051

Sub: Proceedings/ Outcome of 24th Annual General Meeting (“AGM”) of the Members of Indiabulls Ventures Limited (“the Company”) pursuant to Regulation 30 & 44 of the SEBI (Listing Obligations and Disclosure Requirements) Regulations, 2015, as amended (“SEBI Listing Regulations”)

Dear Sir/Ma’am,

Pursuant to Regulation 30 and 44 of the SEBI (Listing Obligations and Disclosure Requirements) Regulations, 2015, we wish to inform you that:

The 24th Annual General Meeting of the members of the Company was held on Saturday, September 28, 2019, at 11:00 A.M. at Mapple Emerald, Rajokri, NH-8, New Delhi-110038.

Mr. Divyesh B. Shah, Whole-time Director & CEO of the Company, chaired the meeting.

The requisite quorum having been present, the Chairman called the meeting to order and welcomed the members to the meeting.

The meeting was attended by 75 Members (including Proxies) along with Mr. Divyesh B. Shah, Whole-time Director & CEO and Mr. Praveen Kumar Tripathi, Independent Director.

The Chairman of Audit Committee, Stakeholders Relationship Committee and Nomination & Remuneration Committee, representatives from Statutory Auditors, Internal Auditors, Secretarial Auditors, along with the CFO and Company Secretary were also present at the meeting.

The Chairman informed that the requisite registers and documents, as required under the applicable provisions of the Companies Act, 2013 and SEBI Listing Regulations were placed before the meeting. He further informed that the requisite Registers were open for inspection by the members till the conclusion of the meeting.

Thereafter, with the consent of members, the Auditors’ Reports on both the Standalone and Consolidated Financial Statements of the Company for the Financial Year 2018-19 and Notice convening the 24th AGM were taken as read. There were no qualifications in the Auditors’ Report.

Indiabulls Ventures Limited

CIN: L74999DL1995PLC069631

Corporate Office: “Indiabulls House” 448-451, Udyog Vihar, Phase - V, Gurugram -122 001, Client Helpline: 0124 4572444, Fax: 0124 6681111
Registered Office: M-62 & 63, First Floor, Connaught Place, New Delhi - 110 001 Tel: (011) 30252900, Fax: (011) 30156901

Website: www.indiabullsventures.com, Email: helpdesk@indiabulls.com



The Chairman apprised the members on Company's business outlook, achievements, future business plans, financial performance etc. and concluded by placing on records his appreciation to team Indiabulls, regulators, bankers, business associates, shareholders and its other stakeholders.

Thereafter, the Chairman invited queries on financial/ business from the members, which were satisfactorily responded by him.

It was further informed that the Company had offered the facility of voting through electronic means on all the resolutions as set out in the Notice dated August 28, 2019 of the AGM, which started at 10:00 A.M. on Wednesday, September 25, 2019 and concluded at 5:00 P.M. on Friday, September 27, 2019 and voting by Poll was also made available at the venue of the meeting for those shareholders present in the meeting and had not voted by means of remote e-voting.

The following items of business as set out in the Notice dated August 28, 2019, convening this AGM were transacted through remote e-voting and Poll at this AGM Venue:

Ordinary Business:

1. Adoption of the Audited Standalone and Consolidated Financial Statements of the Company as at March 31, 2019 and the Reports of the Board of Directors and Auditors thereon (Ordinary Resolution);
2. Confirmation of payment of interim dividend, declared on equity shares for the financial year 2018-19 (Ordinary Resolution);
3. Re-appointment of Mr. Gagan Banga (DIN: 00010894), a Non-Executive Director, who is liable to retire by rotation and, being eligible offers himself for re-appointment. (Ordinary Resolution);

Special Business:

4. Re-appointment of Mr. Divyesh B. Shah (DIN: 00010933) as Whole-time director & Key Managerial Personnel, designated as Chief Executive Officer of the Company, for a further period of five years w.e.f. April 1, 2019 (Ordinary Resolution);
5. Appointment of Mrs. Rekha Gopal Warriar (DIN: 08152356), (Ex-Regional Director, RBI), as Independent Director of the Company, not be liable to retire by rotation, for a period of two years w.e.f. August 27, 2019 (Ordinary Resolution);
6. Re-appointment of Mr. Shyam Lal Bansal (DIN: 02910086) (Ex-Chairman & Managing Director of Oriental Bank of Commerce) as Independent Director of the Company, not be liable to retire by rotation, for a period of one year w.e.f. August 28, 2019 (Special Resolution);
7. Re-appointment of Mr. Alok Kumar Misra (DIN: 00163959) (Ex-Chairman & Managing Director of Bank of India) as Independent Director of the Company, not be liable to retire by rotation, for a period of one year w.e.f. August 28, 2019 (Special Resolution);

Indiabulls Ventures Limited

CIN: L74999DL1995PLC069631

Corporate Office: "Indiabulls House" 448-451, Udyog Vihar, Phase - V, Gurugram -122 001, Client Helpline: 0124 4572444, Fax: 0124 6681111
Registered Office: M-62 & 63, First Floor, Connaught Place, New Delhi - 110 001 Tel: (011) 30252900, Fax: (011) 30156901

Website: www.indiabullsventures.com, Email: helpdesk@indiabulls.com

Indiabulls VENTURES

8. Approval for shifting of registered office of the Company from National Capital Territory of Delhi to State of Haryana (Special Resolution).

The Chairman further informed that the combined result of e-voting, exercised earlier during September 25, 2019 to September 27, 2019 and the poll held at the AGM, will be announced within 48 hours from the conclusion of this meeting.

Based on the Scrutinizers' Reports dated September 28, 2019, issued by Ms. Swati Jain Proprietor of M/s Swati Jain & Associates, Practicing Chartered Accountants and Mrs. Madhu Bhatia (DP ID/ Client ID: IN302679/31808550) R/o Flat No. 3574 Sector D, DDA Flats Pocket III, Vasant Kunj, New Delhi-110070 and Mr. D.P. Mittal (DP ID/ Client ID: IN302092/10013005) R/o 4138, Sector D, Pocket-4, Vasant Kunj, New Delhi-110070, Members of the Company, all the aforementioned businesses were passed by the members with requisite majority.

In this connection and as required under the SEBI Listing Regulations and applicable provisions of the Companies Act, 2013, we also enclose the following:

- (a) Voting Results in the prescribed format; and
- (b) Consolidated Scrutinizer Report dated September 28, 2019, on e-voting held during September 25, 2019 to September 27, 2019 and on poll held on September 28, 2019.

We request you to kindly take the same on record.

Thanking you,

Yours truly,
For **Indiabulls Ventures Limited**



Lalit Sharma
Company Secretary

Encl: as above

CC:
Luxembourg Stock Exchange, Luxembourg

Indiabulls Ventures Limited

CIN: L74999DL1995PLC069631

Corporate Office: "Indiabulls House" 448-451, Udyog Vihar, Phase - V, Gurugram -122 001, Client Helpline: 0124 4572444, Fax: 0124 6681111
Registered Office: M-62 & 63, First Floor, Connaught Place, New Delhi - 110 001 Tel: (011) 30252900, Fax: (011) 30156901
Website: www.indiabullsventures.com, Email: helpdesk@indiabulls.com

| Indiabulls Ventures Limited | | | | | | | | |
|---|-----------------------|------------------------|--------------------------|--|--------------------------------------|------------------------------------|--|--|
| Regulation 44(3) of the SEBI (Listing Obligations and Disclosure Requirements) Regulations, 2015 | | | | | | | | |
| Format for Voting Results | | | | | | | | |
| Date of Annual General Meeting | | | | | | 28-Sep-19 | | |
| Total number of Shareholders on Cut-off date - September 20, 2019 | | | | | | 81810 | | |
| No. of shareholders present in the meeting either in person or through proxy: | | | | | | | | |
| Promoters and Promoter Group: | | | | | | 5 | | |
| Public: | | | | | | 75 | | |
| No. of Shareholders attended the meeting through Video Conferencing | | | | | | | | |
| Promoters and Promoter Group: | | | | | | N.A. | | |
| Public: | | | | | | N.A. | | |
| Agenda item no. 1: Adoption of the Audited Standalone and Consolidated Financial Statements of the Company as at March 31, 2019 and the Reports of the Board of Directors and Auditors thereon. | | | | | | | | |
| Resolution required: (Ordinary/ Special) | | | | | | Ordinary | | |
| Whether promoter/ promoter group are interested in the agenda/resolution? | | | | | | No | | |
| voting by members holding fully paid up Equity Shares of face value of Rs. 2 each (having 100% Voting Rights on each share held by them) (FPS) | | | | | | | | |
| Category | Mode of Voting | No. of shares held (1) | No. of votes polled (2) | % of Votes Polled on outstanding shares (3)=[(2)/(1)]*100 | No. of Votes – in favour (4) | No. of Votes – against (5) | % of Votes in favour on votes polled (6)=[(4)/(2)]*100 | % of Votes against on votes polled (7)=[(5)/(2)]*100 |
| Promoter and Promoter Group | E-Voting | 187,879,588 | 187,879,588 | 100.000 | 187,879,588 | 0 | 100.000 | 0.000 |
| | Poll | 187,879,588 | 0 | 0.000 | 0 | 0 | 0.000 | 0.000 |
| | Postal Ballot | 187,879,588 | 0 | 0.000 | 0 | 0 | 0.000 | 0.000 |
| | Total | 187,879,588 | 187,879,588 | 100.000 | 187,879,588 | 0 | 100.000 | 0.000 |
| Public- Institutions | E-Voting | 146,530,321 | 118238131 | 80.692 | 118238131 | 0 | 100.000 | 0.000 |
| | Poll | 146,530,321 | 0 | 0.000 | 0 | 0 | 0.000 | 0.000 |
| | Postal Ballot | 146,530,321 | 0 | 0.000 | 0 | 0 | 0.000 | 0.000 |
| | Total | 146,530,321 | 118,238,131 | 80.692 | 118,238,131 | 0 | 100.000 | 0.000 |
| Public- Non Institutions | E-Voting | 194,377,597 | 87923946 | 45.234 | 87923946 | 0 | 100.000 | 0.000 |
| | Poll | 194,377,597 | 17,555,379 | 9.032 | 17,555,379 | 0 | 100.000 | 0.000 |
| | Postal Ballot | 194,377,597 | 0 | 0.000 | 0 | 0 | 0.000 | 0.000 |
| | Total | 194,377,597 | 105,479,325 | 54.265 | 105,479,325 | 0 | 100.000 | 0.000 |
| Total | 528,787,506 | 411,597,044 | 77.838 | 411,597,044 | 0 | 100.000 | 0.000 | |
| voting by members holding Partly paid up Equity Shares of face value of Rs. 2 each, with paid up value Rs.1.10 per share (having 55% Voting Rights on each share held by them) (PPS) | | | | | | | | |
| Category | Mode of Voting | No. of shares held (1) | No. of votes polled (2) | % of Votes Polled on outstanding shares (3)=[(2)/(1)]*100 | No. of Votes – in favour (4) | No. of Votes – against (5) | % of Votes in favour on votes polled (6)=[(4)/(2)]*100 | % of Votes against on votes polled (7)=[(5)/(2)]*100 |
| Promoter and Promoter Group | E-Voting | 35,788,434 | 35,788,434 | 100.000 | 35,788,434 | 0 | 100.000 | 0.000 |
| | Poll | 35,788,434 | 0 | 0.000 | 0 | 0 | 0.000 | 0.000 |
| | Postal Ballot | 35,788,434 | 0 | 0.000 | 0 | 0 | 0.000 | 0.000 |
| | Total | 35,788,434 | 35,788,434 | 100.000 | 35,788,434 | 0 | 100.000 | 0.000 |
| Public- Institutions | E-Voting | 10,562,441 | 8,734,515 | 82.694 | 8,734,515 | 0 | 100.000 | 0.000 |
| | Poll | 10,562,441 | 0 | 0.000 | 0 | 0 | 0.000 | 0.000 |
| | Postal Ballot | 10,562,441 | 0 | 0.000 | 0 | 0 | 0.000 | 0.000 |
| | Total | 10,562,441 | 8,734,515 | 82.694 | 8,734,515 | 0 | 100.000 | 0.000 |
| Public- Non Institutions | E-Voting | 36,414,271 | 16,047,985 | 44.071 | 16,047,985 | 0 | 100.000 | 0.000 |
| | Poll | 36,414,271 | 2,685,063 | 7.374 | 2,685,063 | 0 | 100.000 | 0.000 |
| | Postal Ballot | 36,414,271 | 0 | 0.000 | 0 | 0 | 0.000 | 0.000 |
| | Total | 36,414,271 | 18,733,048 | 51.444 | 18,733,048 | 0 | 100.000 | 0.000 |
| Total | 82,765,146 | 63,255,997 | 76.428 | 63,255,997 | 0 | 100.000 | 0.000 | |
| voting by members holding Partly paid up Equity Shares of face value of Rs. 2 each, with paid up value Re.0.80 per share (having 40% Voting Rights on each share held by them) (PPS) | | | | | | | | |
| Category | Mode of Voting | No. of shares held (1) | No. of votes polled (2) | % of Votes Polled on outstanding shares (3)=[(2)/(1)]*100 | No. of Votes – in favour (4) | No. of Votes – against (5) | % of Votes in favour on votes polled (6)=[(4)/(2)]*100 | % of Votes against on votes polled (7)=[(5)/(2)]*100 |
| Promoter and Promoter Group | E-Voting | 0 | 0 | 0.000 | 0 | 0 | 0.000 | 0.000 |
| | Poll | 0 | 0 | 0.000 | 0 | 0 | 0.000 | 0.000 |
| | Postal Ballot | 0 | 0 | 0.000 | 0 | 0 | 0.000 | 0.000 |
| | Total | 0 | 0 | 0.000 | 0 | 0 | 0.000 | 0.000 |
| Public- Institutions | E-Voting | 464 | 0 | 0.000 | 0 | 0 | 0.000 | 0.000 |
| | Poll | 464 | 0 | 0.000 | 0 | 0 | 0.000 | 0.000 |
| | Postal Ballot | 464 | 0 | 0.000 | 0 | 0 | 0.000 | 0.000 |
| | Total | 464 | 0 | 0.000 | 0 | 0 | 0.000 | 0.000 |
| Public- Non Institutions | E-Voting | 143,508 | 18750 | 13.065 | 18750 | 0 | 100.000 | 0.000 |
| | Poll | 143,508 | 0 | 0.000 | 0 | 0 | 0.000 | 0.000 |
| | Postal Ballot | 143,508 | 0 | 0.000 | 0 | 0 | 0.000 | 0.000 |
| | Total | 143,508 | 18750 | 13.065 | 18750 | 0 | 100.000 | 0.000 |
| Total | 143,972 | 18750 | 13.023 | 18750 | 0 | 100.000 | 0.000 | |
| Combined voting by members -Based on the Voting Rights (FPS-100% ; PPS-55% ; PPS- 40%) held by them | | | | | | | | |
| Category | Mode of Voting | Voting Rights Held (1) | Voting Rights Polled (2) | % of Voting Rights Polled on outstanding Voting Rights (3)=[(2)/(1)]*100 | No. of Voting Rights - in favour (4) | No. of Voting Rights - against (5) | % of Voting Rights in favour on Voting Rights polled (6)=[(4)/(2)]*100 | % of Voting Rights against on Voting Rights polled (7)=[(5)/(2)]*100 |
| Promoter and Promoter Group | E-Voting | 207,563,226.70 | 207,563,226.70 | 100.000 | 207,563,226.70 | 0 | 100.000 | 0.000 |
| | Poll | 207,563,226.70 | 0 | 0.000 | 0 | 0 | 0.000 | 0.000 |
| | Postal Ballot | 207,563,226.70 | 0 | 0.000 | 0 | 0 | 0.000 | 0.000 |
| | Total | 207,563,226.70 | 207,563,226.70 | 100.000 | 207,563,226.70 | 0 | 100.000 | 0.000 |
| Public- Institutions | E-Voting | 152,339,849.15 | 123,042,114.25 | 80.768 | 123,042,114.25 | 0.00 | 100.000 | 0.000 |
| | Poll | 152,339,849.15 | 0.00 | 0.000 | 0.00 | 0.00 | 0.000 | 0.000 |
| | Postal Ballot | 152,339,849.15 | 0 | 0.000 | 0 | 0 | 0.000 | 0.000 |
| | Total | 152,339,849.15 | 123,042,114.25 | 80.768 | 123,042,114.25 | 0.00 | 100.000 | 0.000 |
| Public- Non Institutions | E-Voting | 214,462,849.25 | 96,757,837.75 | 45.116 | 96,757,837.75 | 0.00 | 100.000 | 0.000 |
| | Poll | 214,462,849.25 | 19,032,163.65 | 8.874 | 19,032,163.65 | 0.00 | 100.000 | 0.000 |
| | Postal Ballot | 214,462,849.25 | 0 | 0.000 | 0 | 0 | 0.000 | 0.000 |
| | Total | 214,462,849.25 | 115,790,001.40 | 53.991 | 115,790,001.40 | 0.00 | 100.000 | 0.000 |
| Total | 574,365,925.10 | 446,395,342.35 | 77.720 | 446,395,342.35 | 0.00 | 100.000 | 0.000 | |

| Agenda item no. 2: Confirmation of payment of interim dividend, declared on equity shares for the financial year 2018-19. | | | | | | | | |
|--|-----------------------|------------------------|--------------------------|--|--------------------------------------|------------------------------------|--|--|
| Resolution required: (Ordinary/ Special) | | | Ordinary | | | | | |
| Whether promoter/ promoter group are interested in the agenda/resolution? | | | No | | | | | |
| voting by members holding fully paid up Equity Shares of face value of Rs. 2 each (having 100% Voting Rights on each share held by them) (FPS) | | | | | | | | |
| Category | Mode of Voting | No. of shares held (1) | No. of votes polled (2) | % of Votes Polled on outstanding shares (3)=[(2)/(1)]*100 | No. of Votes – in favour (4) | No. of Votes – against (5) | % of Votes in favour on votes polled (6)=[(4)/(2)]*100 | % of Votes against on votes polled (7)=[(5)/(2)]*100 |
| Promoter and Promoter Group | E-Voting | 187,879,588 | 187,879,588 | 100.000 | 187,879,588 | 0 | 100.000 | 0.000 |
| | Poll | 187,879,588 | 0 | 0.000 | 0 | 0 | 0.000 | 0.000 |
| | Postal Ballot | 187,879,588 | 0 | 0.000 | 0 | 0 | 0.000 | 0.000 |
| | Total | 187,879,588 | 187,879,588 | 100.000 | 187,879,588 | 0 | 100.000 | 0.000 |
| Public-Institutions | E-Voting | 146,530,321 | 118238131 | 80.692 | 118238131 | 0 | 100.000 | 0.000 |
| | Poll | 146,530,321 | 0 | 0.000 | 0 | 0 | 0.000 | 0.000 |
| | Postal Ballot | 146,530,321 | 0 | 0.000 | 0 | 0 | 0.000 | 0.000 |
| | Total | 146,530,321 | 118,238,131 | 80.692 | 118,238,131 | 0 | 100.000 | 0.000 |
| Public- Non Institutions | E-Voting | 194,377,597 | 87923946 | 45.234 | 87923946 | 0 | 100.000 | 0.000 |
| | Poll | 194,377,597 | 17,555,379 | 9.032 | 17,555,379 | 0 | 100.000 | 0.000 |
| | Postal Ballot | 194,377,597 | 0 | 0.000 | 0 | 0 | 0.000 | 0.000 |
| | Total | 194,377,597 | 105,479,325 | 54.265 | 105,479,325 | 0 | 100.000 | 0.000 |
| Total | 528,787,506 | 411,597,044 | 77.838 | 411,597,044 | 0 | 100.000 | 0.000 | |
| voting by members holding Partly paid up Equity Shares of face value of Rs. 2 each, with paid up value Rs.1.10 per share (having 55% Voting Rights on each share held by them) (PPS) | | | | | | | | |
| Category | Mode of Voting | No. of shares held (1) | No. of votes polled (2) | % of Votes Polled on outstanding shares (3)=[(2)/(1)]*100 | No. of Votes – in favour (4) | No. of Votes – against (5) | % of Votes in favour on votes polled (6)=[(4)/(2)]*100 | % of Votes against on votes polled (7)=[(5)/(2)]*100 |
| Promoter and Promoter Group | E-Voting | 35,788,434 | 35,788,434 | 100.000 | 35,788,434 | 0 | 100.000 | 0.000 |
| | Poll | 35,788,434 | 0 | 0.000 | 0 | 0 | 0.000 | 0.000 |
| | Postal Ballot | 35,788,434 | 0 | 0.000 | 0 | 0 | 0.000 | 0.000 |
| | Total | 35,788,434 | 35,788,434 | 100.000 | 35,788,434 | 0 | 100.000 | 0.000 |
| Public-Institutions | E-Voting | 10,562,441 | 8734515 | 82.694 | 8734515 | 0 | 100.000 | 0.000 |
| | Poll | 10,562,441 | 0 | 0.000 | - | 0 | 0.000 | 0.000 |
| | Postal Ballot | 10,562,441 | 0 | 0.000 | 0 | 0 | 0.000 | 0.000 |
| | Total | 10,562,441 | 8,734,515 | 82.694 | 8,734,515 | 0 | 100.000 | 0.000 |
| Public- Non Institutions | E-Voting | 36,414,271 | 16047985 | 44.071 | 16047985 | 0 | 100.000 | 0.000 |
| | Poll | 36,414,271 | 2,685,063 | 7.374 | 2,685,063 | 0 | 100.000 | 0.000 |
| | Postal Ballot | 36,414,271 | 0 | 0.000 | 0 | 0 | 0.000 | 0.000 |
| | Total | 36,414,271 | 18,733,048 | 51.444 | 18,733,048 | 0 | 100.000 | 0.000 |
| Total | 82,765,146 | 63,255,997 | 76.428 | 63,255,997 | 0 | 100.000 | 0.000 | |
| voting by members holding Partly paid up Equity Shares of face value of Rs. 2 each, with paid up value Re.0.80 per share (having 40% Voting Rights on each share held by them) (PPS) | | | | | | | | |
| Category | Mode of Voting | No. of shares held (1) | No. of votes polled (2) | % of Votes Polled on outstanding shares (3)=[(2)/(1)]*100 | No. of Votes – in favour (4) | No. of Votes – against (5) | % of Votes in favour on votes polled (6)=[(4)/(2)]*100 | % of Votes against on votes polled (7)=[(5)/(2)]*100 |
| Promoter and Promoter Group | E-Voting | 0 | 0 | 0.000 | 0 | 0 | 0.000 | 0.000 |
| | Poll | 0 | 0 | 0.000 | 0 | 0 | 0.000 | 0.000 |
| | Postal Ballot | 0 | 0 | 0.000 | 0 | 0 | 0.000 | 0.000 |
| | Total | 0 | 0 | 0.000 | 0 | 0 | 0.000 | 0.000 |
| Public-Institutions | E-Voting | 464 | 0 | 0.000 | 0 | 0 | 0.000 | 0.000 |
| | Poll | 464 | 0 | 0.000 | 0 | 0 | 0.000 | 0.000 |
| | Postal Ballot | 464 | 0 | 0.000 | 0 | 0 | 0.000 | 0.000 |
| | Total | 464 | 0 | 0.000 | 0 | 0 | 0.000 | 0.000 |
| Public- Non Institutions | E-Voting | 143,508 | 18750 | 13.065 | 18750 | 0 | 100.000 | 0.000 |
| | Poll | 143,508 | 0 | 0.000 | 0 | 0 | 0.000 | 0.000 |
| | Postal Ballot | 143,508 | 0 | 0.000 | 0 | 0 | 0.000 | 0.000 |
| | Total | 143,508 | 18750 | 13.065 | 18750 | 0 | 100.000 | 0.000 |
| Total | 143,972 | 18750 | 13.023 | 18750 | 0 | 100.000 | 0.000 | |
| Combined voting by members -Based on the Voting Rights (FPS-100% ; PPS-55% ; PPS- 40%) held by them | | | | | | | | |
| Category | Mode of Voting | Voting Rights Held (1) | Voting Rights Polled (2) | % of Voting Rights Polled on outstanding Voting Rights (3)=[(2)/(1)]*100 | No. of Voting Rights - in favour (4) | No. of Voting Rights - against (5) | % of Voting Rights in favour on Voting Rights polled (6)=[(4)/(2)]*100 | % of Voting Rights against on Voting Rights polled (7)=[(5)/(2)]*100 |
| Promoter and Promoter Group | E-Voting | 207,563,226.70 | 207,563,226.70 | 100.000 | 207,563,226.70 | 0 | 100.000 | 0.000 |
| | Poll | 207,563,226.70 | 0 | 0.000 | 0 | 0 | 0.000 | 0.000 |
| | Postal Ballot | 207,563,226.70 | 0 | 0.000 | 0 | 0 | 0.000 | 0.000 |
| | Total | 207,563,226.70 | 207,563,226.70 | 100.000 | 207,563,226.70 | 0 | 100.000 | 0.000 |
| Public-Institutions | E-Voting | 152,339,849.15 | 123,042,114.25 | 80.768 | 123,042,114.25 | 0.00 | 100.000 | 0.000 |
| | Poll | 152,339,849.15 | 0.00 | 0.000 | 0.00 | 0.00 | 0.000 | 0.000 |
| | Postal Ballot | 152,339,849.15 | 0 | 0.000 | 0 | 0 | 0.000 | 0.000 |
| | Total | 152,339,849.15 | 123,042,114.25 | 80.768 | 123,042,114.25 | 0.00 | 100.000 | 0.000 |
| Public- Non Institutions | E-Voting | 214,462,849.25 | 96,757,837.75 | 45.116 | 96,757,837.75 | 0.00 | 100.000 | 0.000 |
| | Poll | 214,462,849.25 | 19,032,163.65 | 8.874 | 19,032,163.65 | 0.00 | 100.000 | 0.000 |
| | Postal Ballot | 214,462,849.25 | 0 | 0.000 | 0 | 0 | 0.000 | 0.000 |
| | Total | 214,462,849.25 | 115,790,001.40 | 53.991 | 115,790,001.40 | 0.00 | 100.000 | 0.000 |
| Total | 574,365,925.10 | 446,395,342.35 | 77.720 | 446,395,342.35 | 0.00 | 100.000 | 0.000 | |

| Agenda item no. 3: Re-appointment of Mr. Gagan Banga (DIN: 00010894), a Non-Executive Director, who is liable to retire by rotation and, being eligible offers himself for re-appointment. | | | | | | | | |
|--|-----------------------|------------------------|--------------------------|--|--------------------------------------|------------------------------------|--|--|
| Resolution required: (Ordinary/ Special) | | | Ordinary | | | | | |
| Whether promoter/ promoter group are interested in the agenda/resolution? | | | No | | | | | |
| voting by members holding fully paid up Equity Shares of face value of Rs. 2 each (having 100% Voting Rights on each share held by them) (FPS) | | | | | | | | |
| Category | Mode of Voting | No. of shares held (1) | No. of votes polled (2) | % of Votes Polled on outstanding shares (3)=[(2)/(1)]*100 | No. of Votes – in favour (4) | No. of Votes – against (5) | % of Votes in favour on votes polled (6)=[(4)/(2)]*100 | % of Votes against on votes polled (7)=[(5)/(2)]*100 |
| Promoter and Promoter Group | E-Voting | 187,879,588 | 187,879,588 | 100.000 | 187,879,588 | 0 | 100.000 | 0.000 |
| | Poll | 187,879,588 | 0 | 0.000 | 0 | 0 | 0.000 | 0.000 |
| | Postal Ballot | 187,879,588 | 0 | 0.000 | 0 | 0 | 0.000 | 0.000 |
| | Total | 187,879,588 | 187,879,588 | 100.000 | 187,879,588 | 0 | 100.000 | 0.000 |
| Public- Institutions | E-Voting | 146,530,321 | 118238131 | 80.692 | 118049951 | 188180 | 99.841 | 0.159 |
| | Poll | 146,530,321 | 0 | 0.000 | 0 | 0 | 0.000 | 0.000 |
| | Postal Ballot | 146,530,321 | 0 | 0.000 | 0 | 0 | 0.000 | 0.000 |
| | Total | 146,530,321 | 118,238,131 | 80.692 | 118,049,951 | 188,180 | 99.841 | 0.159 |
| Public- Non Institutions | E-Voting | 194,377,597 | 87923946 | 45.234 | 87923511 | 435 | 100.000 | 0.000 |
| | Poll | 194,377,597 | 17,555,379 | 9.032 | 17,555,379 | 0 | 100.000 | 0.000 |
| | Postal Ballot | 194,377,597 | 0 | 0.000 | 0 | 0 | 0.000 | 0.000 |
| | Total | 194,377,597 | 105,479,325 | 54.265 | 105,478,890 | 435 | 100.000 | 0.000 |
| Total | 528,787,506 | 411,597,044 | 77.838 | 411,408,429 | 188,615 | 99.954 | 0.046 | |
| voting by members holding Partly paid up Equity Shares of face value of Rs. 2 each, with paid up value Rs.1.10 per share (having 55% Voting Rights on each share held by them) (PPS) | | | | | | | | |
| Category | Mode of Voting | No. of shares held (1) | No. of votes polled (2) | % of Votes Polled on outstanding shares (3)=[(2)/(1)]*100 | No. of Votes – in favour (4) | No. of Votes – against (5) | % of Votes in favour on votes polled (6)=[(4)/(2)]*100 | % of Votes against on votes polled (7)=[(5)/(2)]*100 |
| Promoter and Promoter Group | E-Voting | 35,788,434 | 35,788,434 | 100.000 | 35,788,434 | 0 | 100.000 | 0.000 |
| | Poll | 35,788,434 | 0 | 0.000 | 0 | 0 | 0.000 | 0.000 |
| | Postal Ballot | 35,788,434 | 0 | 0.000 | 0 | 0 | 0.000 | 0.000 |
| | Total | 35,788,434 | 35,788,434 | 100.000 | 35,788,434 | 0 | 100.000 | 0.000 |
| Public- Institutions | E-Voting | 10,562,441 | 8734515 | 82.694 | 8734515 | 0 | 100.000 | 0.000 |
| | Poll | 10,562,441 | 0 | 0.000 | 0 | 0 | 0.000 | 0.000 |
| | Postal Ballot | 10,562,441 | 0 | 0.000 | 0 | 0 | 0.000 | 0.000 |
| | Total | 10,562,441 | 8,734,515 | 82.694 | 8,734,515 | 0 | 100.000 | 0.000 |
| Public- Non Institutions | E-Voting | 36,414,271 | 16047985 | 44.071 | 16047985 | 0 | 100.000 | 0.000 |
| | Poll | 36,414,271 | 2,685,063 | 7.374 | 2,685,063 | 0 | 100.000 | 0.000 |
| | Postal Ballot | 36,414,271 | 0 | 0.000 | 0 | 0 | 0.000 | 0.000 |
| | Total | 36,414,271 | 18,733,048 | 51.444 | 18,733,048 | 0 | 100.000 | 0.000 |
| Total | 82,765,146 | 63,255,997 | 76.428 | 63,255,997 | 0 | 100.000 | 0.000 | |
| voting by members holding Partly paid up Equity Shares of face value of Rs. 2 each, with paid up value Re.0.80 per share (having 40% Voting Rights on each share held by them) (PPS) | | | | | | | | |
| Category | Mode of Voting | No. of shares held (1) | No. of votes polled (2) | % of Votes Polled on outstanding shares (3)=[(2)/(1)]*100 | No. of Votes – in favour (4) | No. of Votes – against (5) | % of Votes in favour on votes polled (6)=[(4)/(2)]*100 | % of Votes against on votes polled (7)=[(5)/(2)]*100 |
| Promoter and Promoter Group | E-Voting | 0 | 0 | 0.000 | 0 | 0 | 0.000 | 0.000 |
| | Poll | 0 | 0 | 0.000 | 0 | 0 | 0.000 | 0.000 |
| | Postal Ballot | 0 | 0 | 0.000 | 0 | 0 | 0.000 | 0.000 |
| | Total | 0 | 0 | 0.000 | 0 | 0 | 0.000 | 0.000 |
| Public- Institutions | E-Voting | 464 | 0 | 0.000 | 0 | 0 | 0.000 | 0.000 |
| | Poll | 464 | 0 | 0.000 | 0 | 0 | 0.000 | 0.000 |
| | Postal Ballot | 464 | 0 | 0.000 | 0 | 0 | 0.000 | 0.000 |
| | Total | 464 | 0 | 0.000 | 0 | 0 | 0.000 | 0.000 |
| Public- Non Institutions | E-Voting | 143,508 | 18750 | 13.065 | 18750 | 0 | 100.000 | 0.000 |
| | Poll | 143,508 | 0 | 0.000 | 0 | 0 | 0.000 | 0.000 |
| | Postal Ballot | 143,508 | 0 | 0.000 | 0 | 0 | 0.000 | 0.000 |
| | Total | 143,508 | 18750 | 13.065 | 18750 | 0 | 100.000 | 0.000 |
| Total | 143,972 | 18750 | 13.023 | 18750 | 0 | 100.000 | 0.000 | |
| Combined voting by members -Based on the Voting Rights (FPS-100% ; PPS-55%; PPS- 40%) held by them | | | | | | | | |
| Category | Mode of Voting | Voting Rights Held (1) | Voting Rights Polled (2) | % of Voting Rights Polled on outstanding Voting Rights (3)=[(2)/(1)]*100 | No. of Voting Rights - in favour (4) | No. of Voting Rights - against (5) | % of Voting Rights in favour on Voting Rights polled (6)=[(4)/(2)]*100 | % of Voting Rights against on Voting Rights polled (7)=[(5)/(2)]*100 |
| Promoter and Promoter Group | E-Voting | 207,563,226.70 | 207,563,226.70 | 100.000 | 207,563,226.70 | 0 | 100.000 | 0.000 |
| | Poll | 207,563,226.70 | 0 | 0.000 | 0 | 0 | 0.000 | 0.000 |
| | Postal Ballot | 207,563,226.70 | 0 | 0.000 | 0 | 0 | 0.000 | 0.000 |
| | Total | 207,563,226.70 | 207,563,226.70 | 100.000 | 207,563,226.70 | 0 | 100.000 | 0.000 |
| Public- Institutions | E-Voting | 152,339,849.15 | 123,042,114.25 | 80.768 | 122,853,934.25 | 188,180.00 | 99.847 | 0.153 |
| | Poll | 152,339,849.15 | 0.00 | 0.000 | 0.00 | 0.00 | 0.000 | 0.000 |
| | Postal Ballot | 152,339,849.15 | 0 | 0.000 | 0 | 0 | 0.000 | 0.000 |
| | Total | 152,339,849.15 | 123,042,114.25 | 80.768 | 122,853,934.25 | 188,180.00 | 99.847 | 0.153 |
| Public- Non Institutions | E-Voting | 214,462,849.25 | 96,757,837.75 | 45.116 | 96,757,402.75 | 435.00 | 100.000 | 0.000 |
| | Poll | 214,462,849.25 | 19,032,163.65 | 8.874 | 19,032,163.65 | 0.00 | 100.000 | 0.000 |
| | Postal Ballot | 214,462,849.25 | 0 | 0.000 | 0 | 0 | 0.000 | 0.000 |
| | Total | 214,462,849.25 | 115,790,001.40 | 53.991 | 115,789,566.40 | 435.00 | 100.000 | 0.000 |
| Total | 574,365,925.10 | 446,395,342.35 | 77.720 | 446,206,727.35 | 188,615.00 | 99.958 | 0.042 | |

| Agenda item no. 4: Re-appointment of Mr. Divyesh B. Shah (DIN: 00010933) as Whole-time director & Key Managerial Personnel, designated as Chief Executive Officer of the Company. | | | | | | | | |
|--|-----------------------|------------------------|--------------------------|--|--------------------------------------|------------------------------------|--|--|
| Resolution required: (Ordinary/ Special) | | | Ordinary | | | | | |
| Whether promoter/ promoter group are interested in the agenda/resolution? | | | No | | | | | |
| voting by members holding fully paid up Equity Shares of face value of Rs. 2 each (having 100% Voting Rights on each share held by them) (FPS) | | | | | | | | |
| Category | Mode of Voting | No. of shares held (1) | No. of votes polled (2) | % of Votes Polled on outstanding shares (3)=[(2)/(1)]*100 | No. of Votes – in favour (4) | No. of Votes – against (5) | % of Votes in favour on votes polled (6)=[(4)/(2)]*100 | % of Votes against on votes polled (7)=[(5)/(2)]*100 |
| Promoter and Promoter Group | E-Voting | 187,879,588 | 187,879,588 | 100.000 | 187,879,588 | 0 | 100.000 | 0.000 |
| | Poll | 187,879,588 | 0 | 0.000 | 0 | 0 | 0.000 | 0.000 |
| | Postal Ballot | 187,879,588 | 0 | 0.000 | 0 | 0 | 0.000 | 0.000 |
| | Total | 187,879,588 | 187,879,588 | 100.000 | 187,879,588 | 0 | 100.000 | 0.000 |
| Public-Institutions | E-Voting | 146,530,321 | 118238131 | 80.692 | 106506544 | 11731587 | 90.078 | 9.922 |
| | Poll | 146,530,321 | 0 | 0.000 | 0 | 0 | 0.000 | 0.000 |
| | Postal Ballot | 146,530,321 | 0 | 0.000 | 0 | 0 | 0.000 | 0.000 |
| | Total | 146,530,321 | 118,238,131 | 80.692 | 106,506,544 | 11,731,587 | 90.078 | 9.922 |
| Public- Non Institutions | E-Voting | 194,377,597 | 87923946 | 45.234 | 87923786 | 160 | 100.000 | 0.000 |
| | Poll | 194,377,597 | 17,555,379 | 9.032 | 17,555,329 | 50 | 100.000 | 0.000 |
| | Postal Ballot | 194,377,597 | 0 | 0.000 | 0 | 0 | 0.000 | 0.000 |
| | Total | 194,377,597 | 105,479,325 | 54.265 | 105,479,115 | 210 | 100.000 | 0.000 |
| Total | 528,787,506 | 411,597,044 | 77.838 | 399,865,247 | 11,731,797 | 97.150 | 2.850 | |
| voting by members holding Partly paid up Equity Shares of face value of Rs. 2 each, with paid up value Rs.1.10 per share (having 55% Voting Rights on each share held by them) (PPS) | | | | | | | | |
| Category | Mode of Voting | No. of shares held (1) | No. of votes polled (2) | % of Votes Polled on outstanding shares (3)=[(2)/(1)]*100 | No. of Votes – in favour (4) | No. of Votes – against (5) | % of Votes in favour on votes polled (6)=[(4)/(2)]*100 | % of Votes against on votes polled (7)=[(5)/(2)]*100 |
| Promoter and Promoter Group | E-Voting | 35,788,434 | 35,788,434 | 100.000 | 35,788,434 | 0 | 100.000 | 0.000 |
| | Poll | 35,788,434 | 0 | 0.000 | 0 | 0 | 0.000 | 0.000 |
| | Postal Ballot | 35,788,434 | 0 | 0.000 | 0 | 0 | 0.000 | 0.000 |
| | Total | 35,788,434 | 35,788,434 | 100.000 | 35,788,434 | 0 | 100.000 | 0.000 |
| Public-Institutions | E-Voting | 10,562,441 | 8734515 | 82.694 | 8734515 | 0 | 100.000 | 0.000 |
| | Poll | 10,562,441 | 0 | 0.000 | 0 | 0 | 0.000 | 0.000 |
| | Postal Ballot | 10,562,441 | 0 | 0.000 | 0 | 0 | 0.000 | 0.000 |
| | Total | 10,562,441 | 8,734,515 | 82.694 | 8,734,515 | 0 | 100.000 | 0.000 |
| Public- Non Institutions | E-Voting | 36,414,271 | 16047985 | 44.071 | 16047985 | 0 | 100.000 | 0.000 |
| | Poll | 36,414,271 | 2,685,063 | 7.374 | 2,685,063 | 0 | 100.000 | 0.000 |
| | Postal Ballot | 36,414,271 | 0 | 0.000 | 0 | 0 | 0.000 | 0.000 |
| | Total | 36,414,271 | 18,733,048 | 51.444 | 18,733,048 | 0 | 100.000 | 0.000 |
| Total | 82,765,146 | 63,255,997 | 76.428 | 63,255,997 | 0 | 100.000 | 0.000 | |
| voting by members holding Partly paid up Equity Shares of face value of Rs. 2 each, with paid up value Re.0.80 per share (having 40% Voting Rights on each share held by them) (PPS) | | | | | | | | |
| Category | Mode of Voting | No. of shares held (1) | No. of votes polled (2) | % of Votes Polled on outstanding shares (3)=[(2)/(1)]*100 | No. of Votes – in favour (4) | No. of Votes – against (5) | % of Votes in favour on votes polled (6)=[(4)/(2)]*100 | % of Votes against on votes polled (7)=[(5)/(2)]*100 |
| Promoter and Promoter Group | E-Voting | 0 | 0 | 0.000 | 0 | 0 | 0.000 | 0.000 |
| | Poll | 0 | 0 | 0.000 | 0 | 0 | 0.000 | 0.000 |
| | Postal Ballot | 0 | 0 | 0.000 | 0 | 0 | 0.000 | 0.000 |
| | Total | 0 | 0 | 0.000 | 0 | 0 | 0.000 | 0.000 |
| Public-Institutions | E-Voting | 464 | 0 | 0.000 | 0 | 0 | 0.000 | 0.000 |
| | Poll | 464 | 0 | 0.000 | 0 | 0 | 0.000 | 0.000 |
| | Postal Ballot | 464 | 0 | 0.000 | 0 | 0 | 0.000 | 0.000 |
| | Total | 464 | 0 | 0.000 | 0 | 0 | 0.000 | 0.000 |
| Public- Non Institutions | E-Voting | 143,508 | 18750 | 13.065 | 18750 | 0 | 100.000 | 0.000 |
| | Poll | 143,508 | 0 | 0.000 | 0 | 0 | 0.000 | 0.000 |
| | Postal Ballot | 143,508 | 0 | 0.000 | 0 | 0 | 0.000 | 0.000 |
| | Total | 143,508 | 18750 | 13.065 | 18750 | 0 | 100.000 | 0.000 |
| Total | 143,972 | 18750 | 13.023 | 18750 | 0 | 100.000 | 0.000 | |
| Combined voting by members -Based on the Voting Rights (FPS-100% ; PPS-55%; PPS- 40%) held by them | | | | | | | | |
| Category | Mode of Voting | Voting Rights Held (1) | Voting Rights Polled (2) | % of Voting Rights Polled on outstanding Voting Rights (3)=[(2)/(1)]*100 | No. of Voting Rights - in favour (4) | No. of Voting Rights - against (5) | % of Voting Rights in favour on Voting Rights polled (6)=[(4)/(2)]*100 | % of Voting Rights against on Voting Rights polled (7)=[(5)/(2)]*100 |
| Promoter and Promoter Group | E-Voting | 207,563,226.70 | 207,563,226.70 | 100.000 | 207,563,226.70 | 0 | 100.000 | 0.000 |
| | Poll | 207,563,226.70 | 0 | 0.000 | 0 | 0 | 0.000 | 0.000 |
| | Postal Ballot | 207,563,226.70 | 0 | 0.000 | 0 | 0 | 0.000 | 0.000 |
| | Total | 207,563,226.70 | 207,563,226.70 | 100.000 | 207,563,226.70 | 0 | 100.000 | 0.000 |
| Public-Institutions | E-Voting | 152,339,849.15 | 123,042,114.25 | 80.768 | 111,310,527.25 | 11,731,587.00 | 90.465 | 9.535 |
| | Poll | 152,339,849.15 | 0.00 | 0.000 | 0.00 | 0.00 | 0.000 | 0.000 |
| | Postal Ballot | 152,339,849.15 | 0 | 0.000 | 0 | 0 | 0.000 | 0.000 |
| | Total | 152,339,849.15 | 123,042,114.25 | 80.768 | 111,310,527.25 | 11,731,587.00 | 90.465 | 9.535 |
| Public- Non Institutions | E-Voting | 214,462,849.25 | 96,757,837.75 | 45.116 | 96,757,677.75 | 160.00 | 100.000 | 0.000 |
| | Poll | 214,462,849.25 | 19,032,163.65 | 8.874 | 19,032,113.65 | 50.00 | 100.000 | 0.000 |
| | Postal Ballot | 214,462,849.25 | 0 | 0.000 | 0 | 0 | 0.000 | 0.000 |
| | Total | 214,462,849.25 | 115,790,001.40 | 53.991 | 115,789,791.40 | 210.00 | 100.000 | 0.000 |
| Total | 574,365,925.10 | 446,395,342.35 | 77.720 | 434,663,545.35 | 11,731,797.00 | 97.372 | 2.628 | |

Agenda item no. 5: Appointment of Mrs. Rekha Gopal Warriar (DIN: 08152356), (Ex-Regional Director, RBI), as Independent Director of the Company, not be liable to retire by rotation.

| | |
|---|----------|
| Resolution required: (Ordinary/ Special) | Ordinary |
| Whether promoter/ promoter group are interested in the agenda/resolution? | No |

voting by members holding fully paid up Equity Shares of face value of Rs. 2 each (having 100% Voting Rights on each share held by them) (FPS)

| Category | Mode of Voting | No. of shares held (1) | No. of votes polled (2) | % of Votes Polled on outstanding shares (3)=[(2)/(1)]*100 | No. of Votes – in favour (4) | No. of Votes – against (5) | % of Votes in favour on votes polled (6)=[(4)/(2)]*100 | % of Votes against on votes polled (7)=[(5)/(2)]*100 |
|-----------------------------|--------------------|------------------------|-------------------------|---|------------------------------|----------------------------|--|--|
| Promoter and Promoter Group | E-Voting | 187,879,588 | 187,879,588 | 100.000 | 187,879,588 | 0 | 100.000 | 0.000 |
| | Poll | 187,879,588 | 0 | 0.000 | 0 | 0 | 0.000 | 0.000 |
| | Postal Ballot | 187,879,588 | 0 | 0.000 | 0 | 0 | 0.000 | 0.000 |
| | Total | 187,879,588 | 187,879,588 | 100.000 | 187,879,588 | 0 | 100.000 | 0.000 |
| Public-Institutions | E-Voting | 146,530,321 | 118238131 | 80.692 | 118238131 | 0 | 100.000 | 0.000 |
| | Poll | 146,530,321 | 0 | 0.000 | 0 | 0 | 0.000 | 0.000 |
| | Postal Ballot | 146,530,321 | 0 | 0.000 | 0 | 0 | 0.000 | 0.000 |
| | Total | 146,530,321 | 118,238,131 | 80.692 | 118,238,131 | 0 | 100.000 | 0.000 |
| Public- Non Institutions | E-Voting | 194,377,597 | 87923946 | 45.234 | 87923936 | 10 | 100.000 | 0.000 |
| | Poll | 194,377,597 | 17,555,379 | 9.032 | 17,555,279 | 100 | 99.999 | 0.001 |
| | Postal Ballot | 194,377,597 | 0 | 0.000 | 0 | 0 | 0.000 | 0.000 |
| | Total | 194,377,597 | 105,479,325 | 54.265 | 105,479,215 | 110 | 100.000 | 0.000 |
| Total | 528,787,506 | 411,597,044 | 77.838 | 411,596,934 | 110 | 100.000 | 0.000 | |

voting by members holding Partly paid up Equity Shares of face value of Rs. 2 each, with paid up value Rs.1.10 per share (having 55% Voting Rights on each share held by them) (PPS)

| Category | Mode of Voting | No. of shares held (1) | No. of votes polled (2) | % of Votes Polled on outstanding shares (3)=[(2)/(1)]*100 | No. of Votes – in favour (4) | No. of Votes – against (5) | % of Votes in favour on votes polled (6)=[(4)/(2)]*100 | % of Votes against on votes polled (7)=[(5)/(2)]*100 |
|-----------------------------|-------------------|------------------------|-------------------------|---|------------------------------|----------------------------|--|--|
| Promoter and Promoter Group | E-Voting | 35,788,434 | 35,788,434 | 100.000 | 35,788,434 | 0 | 100.000 | 0.000 |
| | Poll | 35,788,434 | 0 | 0.000 | 0 | 0 | 0.000 | 0.000 |
| | Postal Ballot | 35,788,434 | 0 | 0.000 | 0 | 0 | 0.000 | 0.000 |
| | Total | 35,788,434 | 35,788,434 | 100.000 | 35,788,434 | 0 | 100.000 | 0.000 |
| Public-Institutions | E-Voting | 10,562,441 | 8734515 | 82.694 | 8734515 | 0 | 100.000 | 0.000 |
| | Poll | 10,562,441 | 0 | 0.000 | 0 | 0 | 0.000 | 0.000 |
| | Postal Ballot | 10,562,441 | 0 | 0.000 | 0 | 0 | 0.000 | 0.000 |
| | Total | 10,562,441 | 8,734,515 | 82.694 | 8,734,515 | 0 | 100.000 | 0.000 |
| Public- Non Institutions | E-Voting | 36,414,271 | 16047985 | 44.071 | 16047985 | 0 | 100.000 | 0.000 |
| | Poll | 36,414,271 | 2,685,063 | 7.374 | 2,685,063 | 0 | 100.000 | 0.000 |
| | Postal Ballot | 36,414,271 | 0 | 0.000 | 0 | 0 | 0.000 | 0.000 |
| | Total | 36,414,271 | 18,733,048 | 51.444 | 18,733,048 | 0 | 100.000 | 0.000 |
| Total | 82,765,146 | 63,255,997 | 76.428 | 63,255,997 | 0 | 100.000 | 0.000 | |

voting by members holding Partly paid up Equity Shares of face value of Rs. 2 each, with paid up value Re.0.80 per share (having 40% Voting Rights on each share held by them) (PPS)

| Category | Mode of Voting | No. of shares held (1) | No. of votes polled (2) | % of Votes Polled on outstanding shares (3)=[(2)/(1)]*100 | No. of Votes – in favour (4) | No. of Votes – against (5) | % of Votes in favour on votes polled (6)=[(4)/(2)]*100 | % of Votes against on votes polled (7)=[(5)/(2)]*100 |
|-----------------------------|----------------|------------------------|-------------------------|---|------------------------------|----------------------------|--|--|
| Promoter and Promoter Group | E-Voting | 0 | 0 | 0.000 | 0 | 0 | 0.000 | 0.000 |
| | Poll | 0 | 0 | 0.000 | 0 | 0 | 0.000 | 0.000 |
| | Postal Ballot | 0 | 0 | 0.000 | 0 | 0 | 0.000 | 0.000 |
| | Total | 0 | 0 | 0.000 | 0 | 0 | 0.000 | 0.000 |
| Public-Institutions | E-Voting | 464 | 0 | 0.000 | 0 | 0 | 0.000 | 0.000 |
| | Poll | 464 | 0 | 0.000 | 0 | 0 | 0.000 | 0.000 |
| | Postal Ballot | 464 | 0 | 0.000 | 0 | 0 | 0.000 | 0.000 |
| | Total | 464 | 0 | 0.000 | 0 | 0 | 0.000 | 0.000 |
| Public- Non Institutions | E-Voting | 143,508 | 18750 | 13.065 | 18750 | 0 | 100.000 | 0.000 |
| | Poll | 143,508 | 0 | 0.000 | 0 | 0 | 0.000 | 0.000 |
| | Postal Ballot | 143,508 | 0 | 0.000 | 0 | 0 | 0.000 | 0.000 |
| | Total | 143,508 | 18750 | 13.065 | 18750 | 0 | 100.000 | 0.000 |
| Total | 143,972 | 18750 | 13.023 | 18750 | 0 | 100.000 | 0.000 | |

Combined voting by members -Based on the Voting Rights (FPS-100% ; PPS-55%; PPS- 40%) held by them

| Category | Mode of Voting | Voting Rights Held (1) | Voting Rights Polled (2) | % of Voting Rights Polled on outstanding Voting Rights (3)=[(2)/(1)]*100 | No. of Voting Rights - in favour (4) | No. of Voting Rights - against (5) | % of Voting Rights in favour on Voting Rights polled (6)=[(4)/(2)]*100 | % of Voting Rights against on Voting Rights polled (7)=[(5)/(2)]*100 |
|-----------------------------|-----------------------|------------------------|--------------------------|--|--------------------------------------|------------------------------------|--|--|
| Promoter and Promoter Group | E-Voting | 207,563,226.70 | 207,563,226.70 | 100.000 | 207,563,226.70 | 0 | 100.000 | 0.000 |
| | Poll | 207,563,226.70 | 0 | 0.000 | 0 | 0 | 0.000 | 0.000 |
| | Postal Ballot | 207,563,226.70 | 0 | 0.000 | 0 | 0 | 0.000 | 0.000 |
| | Total | 207,563,226.70 | 207,563,226.70 | 100.000 | 207,563,226.70 | 0 | 100.000 | 0.000 |
| Public-Institutions | E-Voting | 152,339,849.15 | 123,042,114.25 | 80.768 | 123,042,114.25 | 0.00 | 100.000 | 0.000 |
| | Poll | 152,339,849.15 | 0.00 | 0.000 | 0.00 | 0.00 | 0.000 | 0.000 |
| | Postal Ballot | 152,339,849.15 | 0 | 0.000 | 0 | 0 | 0.000 | 0.000 |
| | Total | 152,339,849.15 | 123,042,114.25 | 80.768 | 123,042,114.25 | 0.00 | 100.000 | 0.000 |
| Public- Non Institutions | E-Voting | 214,462,849.25 | 96,757,837.75 | 45.116 | 96,757,827.75 | 10.00 | 100.000 | 0.000 |
| | Poll | 214,462,849.25 | 19,032,163.65 | 8.874 | 19,032,063.65 | 100.00 | 99.999 | 0.001 |
| | Postal Ballot | 214,462,849.25 | 0 | 0.000 | 0 | 0 | 0.000 | 0.000 |
| | Total | 214,462,849.25 | 115,790,001.40 | 53.991 | 115,789,891.40 | 110.00 | 100.000 | 0.000 |
| Total | 574,365,925.10 | 446,395,342.35 | 77.720 | 446,395,232.35 | 110.00 | 100.000 | 0.000 | |

Agenda item no. 6: Re-appointment of Mr. Shyam Lal Bansal (DIN: 02910086) (Ex-Chairman & Managing Director of Oriental Bank of Commerce) as Independent Director of the Company, not be liable to retire by rotation.

Resolution required: (Ordinary/ Special) Special

Whether promoter/ promoter group are interested in the agenda/resolution? No

| voting by members holding fully paid up Equity Shares of face value of Rs. 2 each (having 100% Voting Rights on each share held by them) (FPS) | | | | | | | | |
|--|--------------------|------------------------|-------------------------|---|------------------------------|----------------------------|--|--|
| Category | Mode of Voting | No. of shares held (1) | No. of votes polled (2) | % of Votes Polled on outstanding shares (3)=[(2)/(1)]*100 | No. of Votes – in favour (4) | No. of Votes – against (5) | % of Votes in favour on votes polled (6)=[(4)/(2)]*100 | % of Votes against on votes polled (7)=[(5)/(2)]*100 |
| Promoter and Promoter Group | E-Voting | 187,879,588 | 187,879,588 | 100.000 | 187,879,588 | 0 | 100.000 | 0.000 |
| | Poll | 187,879,588 | 0 | 0.000 | 0 | 0 | 0.000 | 0.000 |
| | Postal Ballot | 187,879,588 | 0 | 0.000 | 0 | 0 | 0.000 | 0.000 |
| | Total | 187,879,588 | 187,879,588 | 100.000 | 187,879,588 | 0 | 100.000 | 0.000 |
| Public- Institutions | E-Voting | 146,530,321 | 118238131 | 80.692 | 112996179 | 5241952 | 95.567 | 4.433 |
| | Poll | 146,530,321 | 0 | 0.000 | 0 | 0 | 0.000 | 0.000 |
| | Postal Ballot | 146,530,321 | 0 | 0.000 | 0 | 0 | 0.000 | 0.000 |
| | Total | 146,530,321 | 118,238,131 | 80.692 | 112,996,179 | 5,241,952 | 95.567 | 4.433 |
| Public- Non Institutions | E-Voting | 194,377,597 | 87923946 | 45.234 | 87923661 | 285 | 100.000 | 0.000 |
| | Poll | 194,377,597 | 17,555,379 | 9.032 | 17,555,279 | 100 | 99.999 | 0.001 |
| | Postal Ballot | 194,377,597 | 0 | 0.000 | 0 | 0 | 0.000 | 0.000 |
| | Total | 194,377,597 | 105,479,325 | 54.265 | 105,478,940 | 385 | 100.000 | 0.000 |
| Total | 528,787,506 | 411,597,044 | 77.838 | 406,354,707 | 5,242,337 | 98.726 | 1.274 | |

voting by members holding Partly paid up Equity Shares of face value of Rs. 2 each, with paid up value Rs.1.10 per share (having 55% Voting Rights on each share held by them) (PPS)

| Category | Mode of Voting | No. of shares held (1) | No. of votes polled (2) | % of Votes Polled on outstanding shares (3)=[(2)/(1)]*100 | No. of Votes – in favour (4) | No. of Votes – against (5) | % of Votes in favour on votes polled (6)=[(4)/(2)]*100 | % of Votes against on votes polled (7)=[(5)/(2)]*100 |
|-----------------------------|-------------------|------------------------|-------------------------|---|------------------------------|----------------------------|--|--|
| Promoter and Promoter Group | E-Voting | 35,788,434 | 35,788,434 | 100.000 | 35,788,434 | 0 | 100.000 | 0.000 |
| | Poll | 35,788,434 | 0 | 0.000 | 0 | 0 | 0.000 | 0.000 |
| | Postal Ballot | 35,788,434 | 0 | 0.000 | 0 | 0 | 0.000 | 0.000 |
| | Total | 35,788,434 | 35,788,434 | 100.000 | 35,788,434 | 0 | 100.000 | 0.000 |
| Public- Institutions | E-Voting | 10,562,441 | 8734515 | 82.694 | 8734515 | 0 | 100.000 | 0.000 |
| | Poll | 10,562,441 | 0 | 0.000 | 0 | 0 | 0.000 | 0.000 |
| | Postal Ballot | 10,562,441 | 0 | 0.000 | 0 | 0 | 0.000 | 0.000 |
| | Total | 10,562,441 | 8,734,515 | 82.694 | 8,734,515 | 0 | 100.000 | 0.000 |
| Public- Non Institutions | E-Voting | 36,414,271 | 16047985 | 44.071 | 16047985 | 0 | 100.000 | 0.000 |
| | Poll | 36,414,271 | 2,685,063 | 7.374 | 2,685,063 | 0 | 100.000 | 0.000 |
| | Postal Ballot | 36,414,271 | 0 | 0.000 | 0 | 0 | 0.000 | 0.000 |
| | Total | 36,414,271 | 18,733,048 | 51.444 | 18,733,048 | 0 | 100.000 | 0.000 |
| Total | 82,765,146 | 63,255,997 | 76.428 | 63,255,997 | 0 | 100.000 | 0.000 | |

voting by members holding Partly paid up Equity Shares of face value of Rs. 2 each, with paid up value Re.0.80 per share (having 40% Voting Rights on each share held by them) (PPS)

| Category | Mode of Voting | No. of shares held (1) | No. of votes polled (2) | % of Votes Polled on outstanding shares (3)=[(2)/(1)]*100 | No. of Votes – in favour (4) | No. of Votes – against (5) | % of Votes in favour on votes polled (6)=[(4)/(2)]*100 | % of Votes against on votes polled (7)=[(5)/(2)]*100 |
|-----------------------------|----------------|------------------------|-------------------------|---|------------------------------|----------------------------|--|--|
| Promoter and Promoter Group | E-Voting | 0 | 0 | 0.000 | 0 | 0 | 0.000 | 0.000 |
| | Poll | 0 | 0 | 0.000 | 0 | 0 | 0.000 | 0.000 |
| | Postal Ballot | 0 | 0 | 0.000 | 0 | 0 | 0.000 | 0.000 |
| | Total | 0 | 0 | 0.000 | 0 | 0 | 0.000 | 0.000 |
| Public- Institutions | E-Voting | 464 | 0 | 0.000 | 0 | 0 | 0.000 | 0.000 |
| | Poll | 464 | 0 | 0.000 | 0 | 0 | 0.000 | 0.000 |
| | Postal Ballot | 464 | 0 | 0.000 | 0 | 0 | 0.000 | 0.000 |
| | Total | 464 | 0 | 0.000 | 0 | 0 | 0.000 | 0.000 |
| Public- Non Institutions | E-Voting | 143,508 | 18750 | 13.065 | 18750 | 0 | 100.000 | 0.000 |
| | Poll | 143,508 | 0 | 0.000 | 0 | 0 | 0.000 | 0.000 |
| | Postal Ballot | 143,508 | 0 | 0.000 | 0 | 0 | 0.000 | 0.000 |
| | Total | 143,508 | 18750 | 13.065 | 18750 | 0 | 100.000 | 0.000 |
| Total | 143,972 | 18750 | 13.023 | 18750 | 0 | 100.000 | 0.000 | |

Combined voting by members -Based on the Voting Rights (FPS-100% ; PPS-55%; PPS- 40%) held by them

| Category | Mode of Voting | Voting Rights Held (1) | Voting Rights Polled (2) | % of Voting Rights Polled on outstanding Voting Rights (3)=[(2)/(1)]*100 | No. of Voting Rights - in favour (4) | No. of Voting Rights - against (5) | % of Voting Rights in favour on Voting Rights polled (6)=[(4)/(2)]*100 | % of Voting Rights against on Voting Rights polled (7)=[(5)/(2)]*100 |
|-----------------------------|-----------------------|------------------------|--------------------------|--|--------------------------------------|------------------------------------|--|--|
| Promoter and Promoter Group | E-Voting | 207,563,226.70 | 207,563,226.70 | 100.000 | 207,563,226.70 | 0 | 100.000 | 0.000 |
| | Poll | 207,563,226.70 | 0 | 0.000 | 0 | 0 | 0.000 | 0.000 |
| | Postal Ballot | 207,563,226.70 | 0 | 0.000 | 0 | 0 | 0.000 | 0.000 |
| | Total | 207,563,226.70 | 207,563,226.70 | 100.000 | 207,563,226.70 | 0 | 100.000 | 0.000 |
| Public- Institutions | E-Voting | 152,339,849.15 | 123,042,114.25 | 80.768 | 117,800,162.25 | 5,241,952.00 | 95.740 | 4.260 |
| | Poll | 152,339,849.15 | 0.00 | 0.000 | 0.00 | 0.00 | 0.000 | 0.000 |
| | Postal Ballot | 152,339,849.15 | 0 | 0.000 | 0 | 0 | 0.000 | 0.000 |
| | Total | 152,339,849.15 | 123,042,114.25 | 80.768 | 117,800,162.25 | 5,241,952.00 | 95.740 | 4.260 |
| Public- Non Institutions | E-Voting | 214,462,849.25 | 96,757,837.75 | 45.116 | 96,757,552.75 | 285.00 | 100.000 | 0.000 |
| | Poll | 214,462,849.25 | 19,032,163.65 | 8.874 | 19,032,063.65 | 100.00 | 99.999 | 0.001 |
| | Postal Ballot | 214,462,849.25 | 0 | 0.000 | 0 | 0 | 0.000 | 0.000 |
| | Total | 214,462,849.25 | 115,790,001.40 | 53.991 | 115,789,616.40 | 385.00 | 100.000 | 0.000 |
| Total | 574,365,925.10 | 446,395,342.35 | 77.720 | 441,153,005.35 | 5,242,337.00 | 98.826 | 1.174 | |

Agenda item no. 7: Re-appointment of Mr. Alok Kumar Misra (DIN: 00163959) (Ex-Chairman & Managing Director of Bank of India) as Independent Director of the Company, not be liable to retire by rotation.

Resolution required: (Ordinary/ Special) Special

Whether promoter/ promoter group are interested in the agenda/resolution? No

voting by members holding fully paid up Equity Shares of face value of Rs. 2 each (having 100% Voting Rights on each share held by them) (FPS)

| Category | Mode of Voting | No. of shares held (1) | No. of votes polled (2) | % of Votes Polled on outstanding shares (3)=[(2)/(1)]*100 | No. of Votes – in favour (4) | No. of Votes – against (5) | % of Votes in favour on votes polled (6)=[(4)/(2)]*100 | % of Votes against on votes polled (7)=[(5)/(2)]*100 |
|-----------------------------|--------------------|------------------------|-------------------------|---|------------------------------|----------------------------|--|--|
| Promoter and Promoter Group | E-Voting | 187,879,588 | 187,879,588 | 100.000 | 187,879,588 | 0 | 100.000 | 0.000 |
| | Poll | 187,879,588 | 0 | 0.000 | 0 | 0 | 0.000 | 0.000 |
| | Postal Ballot | 187,879,588 | 0 | 0.000 | 0 | 0 | 0.000 | 0.000 |
| | Total | 187,879,588 | 187,879,588 | 100.000 | 187,879,588 | 0 | 100.000 | 0.000 |
| Public- Institutions | E-Voting | 146,530,321 | 118238131 | 80.692 | 118070619 | 167512 | 99.858 | 0.142 |
| | Poll | 146,530,321 | 0 | 0.000 | 0 | 0 | 0.000 | 0.000 |
| | Postal Ballot | 146,530,321 | 0 | 0.000 | 0 | 0 | 0.000 | 0.000 |
| | Total | 146,530,321 | 118,238,131 | 80.692 | 118,070,619 | 167,512 | 99.858 | 0.142 |
| Public- Non Institutions | E-Voting | 194,377,597 | 87923946 | 45.234 | 87923785 | 161 | 100.000 | 0.000 |
| | Poll | 194,377,597 | 17,555,379 | 9.032 | 17,555,279 | 100 | 99.999 | 0.001 |
| | Postal Ballot | 194,377,597 | 0 | 0.000 | 0 | 0 | 0.000 | 0.000 |
| | Total | 194,377,597 | 105,479,325 | 54.265 | 105,479,064 | 261 | 100.000 | 0.000 |
| Total | 528,787,506 | 411,597,044 | 77.838 | 411,429,271 | 167,773 | 99.959 | 0.041 | |

voting by members holding Partly paid up Equity Shares of face value of Rs. 2 each, with paid up value Rs.1.10 per share (having 55% Voting Rights on each share held by them) (PPS)

| Category | Mode of Voting | No. of shares held (1) | No. of votes polled (2) | % of Votes Polled on outstanding shares (3)=[(2)/(1)]*100 | No. of Votes – in favour (4) | No. of Votes – against (5) | % of Votes in favour on votes polled (6)=[(4)/(2)]*100 | % of Votes against on votes polled (7)=[(5)/(2)]*100 |
|-----------------------------|-------------------|------------------------|-------------------------|---|------------------------------|----------------------------|--|--|
| Promoter and Promoter Group | E-Voting | 35,788,434 | 35,788,434 | 100.000 | 35,788,434 | 0 | 100.000 | 0.000 |
| | Poll | 35,788,434 | 0 | 0.000 | 0 | 0 | 0.000 | 0.000 |
| | Postal Ballot | 35,788,434 | 0 | 0.000 | 0 | 0 | 0.000 | 0.000 |
| | Total | 35,788,434 | 35,788,434 | 100.000 | 35,788,434 | 0 | 100.000 | 0.000 |
| Public- Institutions | E-Voting | 10,562,441 | 8734515 | 82.694 | 8734515 | 0 | 100.000 | 0.000 |
| | Poll | 10,562,441 | 0 | 0.000 | 0 | 0 | 0.000 | 0.000 |
| | Postal Ballot | 10,562,441 | 0 | 0.000 | 0 | 0 | 0.000 | 0.000 |
| | Total | 10,562,441 | 8,734,515 | 82.694 | 8,734,515 | 0 | 100.000 | 0.000 |
| Public- Non Institutions | E-Voting | 36,414,271 | 16047985 | 44.071 | 16047985 | 0 | 100.000 | 0.000 |
| | Poll | 36,414,271 | 2,685,063 | 7.374 | 2,685,063 | 0 | 100.000 | 0.000 |
| | Postal Ballot | 36,414,271 | 0 | 0.000 | 0 | 0 | 0.000 | 0.000 |
| | Total | 36,414,271 | 18,733,048 | 51.444 | 18,733,048 | 0 | 100.000 | 0.000 |
| Total | 82,765,146 | 63,255,997 | 76.428 | 63,255,997 | 0 | 100.000 | 0.000 | |

voting by members holding Partly paid up Equity Shares of face value of Rs. 2 each, with paid up value Re.0.80 per share (having 40% Voting Rights on each share held by them) (PPS)

| Category | Mode of Voting | No. of shares held (1) | No. of votes polled (2) | % of Votes Polled on outstanding shares (3)=[(2)/(1)]*100 | No. of Votes – in favour (4) | No. of Votes – against (5) | % of Votes in favour on votes polled (6)=[(4)/(2)]*100 | % of Votes against on votes polled (7)=[(5)/(2)]*100 |
|-----------------------------|----------------|------------------------|-------------------------|---|------------------------------|----------------------------|--|--|
| Promoter and Promoter Group | E-Voting | 0 | 0 | 0.000 | 0 | 0 | 0.000 | 0.000 |
| | Poll | 0 | 0 | 0.000 | 0 | 0 | 0.000 | 0.000 |
| | Postal Ballot | 0 | 0 | 0.000 | 0 | 0 | 0.000 | 0.000 |
| | Total | 0 | 0 | 0.000 | 0 | 0 | 0.000 | 0.000 |
| Public- Institutions | E-Voting | 464 | 0 | 0.000 | 0 | 0 | 0.000 | 0.000 |
| | Poll | 464 | 0 | 0.000 | 0 | 0 | 0.000 | 0.000 |
| | Postal Ballot | 464 | 0 | 0.000 | 0 | 0 | 0.000 | 0.000 |
| | Total | 464 | 0 | 0.000 | 0 | 0 | 0.000 | 0.000 |
| Public- Non Institutions | E-Voting | 143,508 | 18750 | 13.065 | 18750 | 0 | 100.000 | 0.000 |
| | Poll | 143,508 | 0 | 0.000 | 0 | 0 | 0.000 | 0.000 |
| | Postal Ballot | 143,508 | 0 | 0.000 | 0 | 0 | 0.000 | 0.000 |
| | Total | 143,508 | 18750 | 13.065 | 18750 | 0 | 100.000 | 0.000 |
| Total | 143,972 | 18750 | 13.023 | 18750 | 0 | 100.000 | 0.000 | |

Combined voting by members -Based on the Voting Rights (FPS-100% ; PPS-55%; PPS- 40%) held by them

| Category | Mode of Voting | Voting Rights Held (1) | Voting Rights Polled (2) | % of Voting Rights Polled on outstanding Voting Rights (3)=[(2)/(1)]*100 | No. of Voting Rights - in favour (4) | No. of Voting Rights - against (5) | % of Voting Rights in favour on Voting Rights polled (6)=[(4)/(2)]*100 | % of Voting Rights against on Voting Rights polled (7)=[(5)/(2)]*100 |
|-----------------------------|-----------------------|------------------------|--------------------------|--|--------------------------------------|------------------------------------|--|--|
| Promoter and Promoter Group | E-Voting | 207,563,226.70 | 207,563,226.70 | 100.000 | 207,563,226.70 | 0 | 100.000 | 0.000 |
| | Poll | 207,563,226.70 | 0 | 0.000 | 0 | 0 | 0.000 | 0.000 |
| | Postal Ballot | 207,563,226.70 | 0 | 0.000 | 0 | 0 | 0.000 | 0.000 |
| | Total | 207,563,226.70 | 207,563,226.70 | 100.000 | 207,563,226.70 | 0 | 100.000 | 0.000 |
| Public- Institutions | E-Voting | 152,339,849.15 | 123,042,114.25 | 80.768 | 122,874,602.25 | 167,512.00 | 99.864 | 0.136 |
| | Poll | 152,339,849.15 | 0.00 | 0.000 | 0.00 | 0.00 | 0.000 | 0.000 |
| | Postal Ballot | 152,339,849.15 | 0 | 0.000 | 0 | 0 | 0.000 | 0.000 |
| | Total | 152,339,849.15 | 123,042,114.25 | 80.768 | 122,874,602.25 | 167,512.00 | 99.864 | 0.136 |
| Public- Non Institutions | E-Voting | 214,462,849.25 | 96,757,837.75 | 45.116 | 96,757,676.75 | 161.00 | 100.000 | 0.000 |
| | Poll | 214,462,849.25 | 19,032,163.65 | 8.874 | 19,032,063.65 | 100.00 | 99.999 | 0.001 |
| | Postal Ballot | 214,462,849.25 | 0 | 0.000 | 0 | 0 | 0.000 | 0.000 |
| | Total | 214,462,849.25 | 115,790,001.40 | 53.991 | 115,789,740.40 | 261.00 | 100.000 | 0.000 |
| Total | 574,365,925.10 | 446,395,342.35 | 77.720 | 446,227,569.35 | 167,773.00 | 99.962 | 0.038 | |

| Agenda item no. 8: Approval for shifting of registered office of the Company from National Capital Territory of Delhi to State of Haryana. | | | | | | | | | |
|--|-----------------------|------------------------|--------------------------|--|--------------------------------------|------------------------------------|--|--|--|
| Resolution required: (Ordinary/ Special) | | | | Special | | | | | |
| Whether promoter/ promoter group are interested in the agenda/resolution? | | | | No | | | | | |
| voting by members holding fully paid up Equity Shares of face value of Rs. 2 each (having 100% Voting Rights on each share held by them) (FPS) | | | | | | | | | |
| Category | Mode of Voting | No. of shares held (1) | No. of votes polled (2) | % of Votes Polled on outstanding shares (3)=[(2)/(1)]*100 | No. of Votes – in favour (4) | No. of Votes – against (5) | % of Votes in favour on votes polled (6)=[(4)/(2)]*100 | % of Votes against on votes polled (7)=[(5)/(2)]*100 | |
| Promoter and Promoter Group | E-Voting | 187,879,588 | 187,879,588 | 100.000 | 187,879,588 | 0 | 100.000 | 0.000 | |
| | Poll | 187,879,588 | 0 | 0.000 | 0 | 0 | 0.000 | 0.000 | |
| | Postal Ballot | 187,879,588 | 0 | 0.000 | 0 | 0 | 0.000 | 0.000 | |
| | Total | 187,879,588 | 187,879,588 | 100.000 | 187,879,588 | 0 | 100.000 | 0.000 | |
| Public- Non Institutions | E-Voting | 146,530,321 | 118,238,131 | 80.692 | 118,238,131 | 0 | 100.000 | 0.000 | |
| | Poll | 146,530,321 | 0 | 0.000 | 0 | 0 | 0.000 | 0.000 | |
| | Postal Ballot | 146,530,321 | 0 | 0.000 | 0 | 0 | 0.000 | 0.000 | |
| | Total | 146,530,321 | 118,238,131 | 80.692 | 118,238,131 | 0 | 100.000 | 0.000 | |
| Public- Non Institutions | E-Voting | 194,377,597 | 879,239,936 | 45.234 | 879,239,936 | 10 | 100.000 | 0.000 | |
| | Poll | 194,377,597 | 17,555,379 | 9.032 | 17,553,479 | 1,900 | 99.989 | 0.011 | |
| | Postal Ballot | 194,377,597 | 0 | 0.000 | 0 | 0 | 0.000 | 0.000 | |
| | Total | 194,377,597 | 105,479,325 | 54.265 | 105,477,415 | 1,910 | 99.998 | 0.002 | |
| Total | 528,787,506 | 411,597,044 | 77.838 | 411,595,134 | 1,910 | 100.000 | 0.000 | | |
| voting by members holding Partly paid up Equity Shares of face value of Rs. 2 each, with paid up value Rs.1.10 per share (having 55% Voting Rights on each share held by them) (PPS) | | | | | | | | | |
| Category | Mode of Voting | No. of shares held (1) | No. of votes polled (2) | % of Votes Polled on outstanding shares (3)=[(2)/(1)]*100 | No. of Votes – in favour (4) | No. of Votes – against (5) | % of Votes in favour on votes polled (6)=[(4)/(2)]*100 | % of Votes against on votes polled (7)=[(5)/(2)]*100 | |
| Promoter and Promoter Group | E-Voting | 35,788,434 | 35,788,434 | 100.000 | 35,788,434 | 0 | 100.000 | 0.000 | |
| | Poll | 35,788,434 | 0 | 0.000 | 0 | 0 | 0.000 | 0.000 | |
| | Postal Ballot | 35,788,434 | 0 | 0.000 | 0 | 0 | 0.000 | 0.000 | |
| | Total | 35,788,434 | 35,788,434 | 100.000 | 35,788,434 | 0 | 100.000 | 0.000 | |
| Public- Non Institutions | E-Voting | 10,562,441 | 873,451.5 | 82.694 | 873,451.5 | 0 | 100.000 | 0.000 | |
| | Poll | 10,562,441 | 0 | 0.000 | 0 | 0 | 0.000 | 0.000 | |
| | Postal Ballot | 10,562,441 | 0 | 0.000 | 0 | 0 | 0.000 | 0.000 | |
| | Total | 10,562,441 | 8,734,515 | 82.694 | 8,734,515 | 0 | 100.000 | 0.000 | |
| Public- Non Institutions | E-Voting | 36,414,271 | 16,047,985 | 44.071 | 16,047,985 | 0 | 100.000 | 0.000 | |
| | Poll | 36,414,271 | 2,685,063 | 7.374 | 2,685,063 | 0 | 100.000 | 0.000 | |
| | Postal Ballot | 36,414,271 | 0 | 0.000 | 0 | 0 | 0.000 | 0.000 | |
| | Total | 36,414,271 | 18,733,048 | 51.444 | 18,733,048 | 0 | 100.000 | 0.000 | |
| Total | 82,765,146 | 63,255,997 | 76.428 | 63,255,997 | 0 | 100.000 | 0.000 | | |
| voting by members holding Partly paid up Equity Shares of face value of Rs. 2 each, with paid up value Re.0.80 per share (having 40% Voting Rights on each share held by them) (PPS) | | | | | | | | | |
| Category | Mode of Voting | No. of shares held (1) | No. of votes polled (2) | % of Votes Polled on outstanding shares (3)=[(2)/(1)]*100 | No. of Votes – in favour (4) | No. of Votes – against (5) | % of Votes in favour on votes polled (6)=[(4)/(2)]*100 | % of Votes against on votes polled (7)=[(5)/(2)]*100 | |
| Promoter and Promoter Group | E-Voting | 0 | 0 | 0.000 | 0 | 0 | 0.000 | 0.000 | |
| | Poll | 0 | 0 | 0.000 | 0 | 0 | 0.000 | 0.000 | |
| | Postal Ballot | 0 | 0 | 0.000 | 0 | 0 | 0.000 | 0.000 | |
| | Total | 0 | 0 | 0.000 | 0 | 0 | 0.000 | 0.000 | |
| Public- Non Institutions | E-Voting | 464 | 0 | 0.000 | 0 | 0 | 0.000 | 0.000 | |
| | Poll | 464 | 0 | 0.000 | 0 | 0 | 0.000 | 0.000 | |
| | Postal Ballot | 464 | 0 | 0.000 | 0 | 0 | 0.000 | 0.000 | |
| | Total | 464 | 0 | 0.000 | 0 | 0 | 0.000 | 0.000 | |
| Public- Non Institutions | E-Voting | 143,508 | 18,750 | 13.065 | 18,750 | 0 | 100.000 | 0.000 | |
| | Poll | 143,508 | 0 | 0.000 | 0 | 0 | 0.000 | 0.000 | |
| | Postal Ballot | 143,508 | 0 | 0.000 | 0 | 0 | 0.000 | 0.000 | |
| | Total | 143,508 | 18,750 | 13.065 | 18,750 | 0 | 100.000 | 0.000 | |
| Total | 143,972 | 18,750 | 13.023 | 18,750 | 0 | 100.000 | 0.000 | | |
| Combined voting by members -Based on the Voting Rights (FPS-100%; PPS-55%; PPS- 40%) held by them | | | | | | | | | |
| Category | Mode of Voting | Voting Rights Held (1) | Voting Rights Polled (2) | % of Voting Rights Polled on outstanding Voting Rights (3)=[(2)/(1)]*100 | No. of Voting Rights - in favour (4) | No. of Voting Rights - against (5) | % of Voting Rights in favour on Voting Rights polled (6)=[(4)/(2)]*100 | % of Voting Rights against on Voting Rights polled (7)=[(5)/(2)]*100 | |
| Promoter and Promoter Group | E-Voting | 207,563,226.70 | 207,563,226.70 | 100.000 | 207,563,226.70 | 0 | 100.000 | 0.000 | |
| | Poll | 207,563,226.70 | 0 | 0.000 | 0 | 0 | 0.000 | 0.000 | |
| | Postal Ballot | 207,563,226.70 | 0 | 0.000 | 0 | 0 | 0.000 | 0.000 | |
| | Total | 207,563,226.70 | 207,563,226.70 | 100.000 | 207,563,226.70 | 0 | 100.000 | 0.000 | |
| Public- Non Institutions | E-Voting | 152,339,849.15 | 123,042,114.25 | 80.768 | 123,042,114.25 | 0.00 | 100.000 | 0.000 | |
| | Poll | 152,339,849.15 | 0.00 | 0.000 | 0.00 | 0.00 | 0.000 | 0.000 | |
| | Postal Ballot | 152,339,849.15 | 0 | 0.000 | 0 | 0 | 0.000 | 0.000 | |
| | Total | 152,339,849.15 | 123,042,114.25 | 80.768 | 123,042,114.25 | 0.00 | 100.000 | 0.000 | |
| Public- Non Institutions | E-Voting | 214,462,849.25 | 96,757,827.75 | 45.116 | 96,757,827.75 | 10.00 | 100.000 | 0.000 | |
| | Poll | 214,462,849.25 | 19,032,163.65 | 8.874 | 19,030,263.65 | 1,900.00 | 99.990 | 0.010 | |
| | Postal Ballot | 214,462,849.25 | 0 | 0.000 | 0 | 0 | 0.000 | 0.000 | |
| | Total | 214,462,849.25 | 115,790,001.40 | 53.991 | 115,788,091.40 | 1,910.00 | 99.998 | 0.002 | |
| Total | 574,365,925.10 | 446,395,342.35 | 77.720 | 446,393,432.35 | 1,910.00 | 100.000 | 0.000 | | |

for Indiabulls Ventures Limited



Company Secretary
Date: September 28, 2019

FORM NO. MGT - 13

Report of Scrutinizer(s)

[Pursuant to the Section 108 & 109 of the Companies Act, 2013 and rule 20 (4)(xii) and 21 (2) of the Companies (Management and Administration) Rules, 2014]

Consolidated Scrutinizer Report

To,
The Chairman
24th Annual General Meeting of the Equity Shareholders
of **Indiabulls Ventures Limited**
held on September 28, 2019 at 11.00 A.M.
at Mapple Emerald, Rajokri, NH-8, New Delhi -110038

Dear Sir,


I, Swati Jain of M/s Swati Jain & Associates, Practicing Chartered Accountant, having our office at D-905, Park View Ananda, Bestech, Sector-81, Gurugram - 122 004, was appointed as the scrutinizer of Indiabulls Ventures Limited ("the Company") for the purpose of scrutinizing the e-voting process, and I along with Mrs. Madhu Bhatia (DP ID/ Client ID: IN302679/31808550) R/o Flat No. 3574 Sector D, DDA Flats Pocket III, Vasant Kunj, New Delhi-110070 and Mr. D.P. Mittal (DP ID/ Client ID: IN302092/10013005) R/o 4138, Sector D, Pocket-4, Vasant Kunj, New Delhi-110070, shareholders of the Company, were appointed as Scrutinizers for the purpose of Poll taken on the below mentioned resolution(s) at the 24th Annual General Meeting ("AGM") of the Equity Shareholders of the Company, held on September 28, 2019 at 11:00 A.M., at Mapple Emerald, Rajokri, NH-8, New Delhi -110038. We hereby submit our Report on consolidated voting as under:

1. After the announcement of Poll by the Chairman, two ballot boxes kept for polling were locked in our presence with due identification marks placed by us.
2. After completion of Polling, the locked ballot boxes were subsequently opened in our presence and poll papers were diligently scrutinized. The poll papers were reconciled with the records maintained by the Company / Registrar and Transfer agents of the Company and the authorizations / proxies lodged with the Company.
3. No poll paper was found defective or invalid.
4. The votes cast through E-voting were unblocked on September 28, 2019 around 12:00 Noon in the presence of two witnesses, Mrs. Madhu Bhatia (DP ID/ Client ID: IN302679/31808550) R/o Flat No. 3574 Sector D, DDA Flats Pocket III, Vasant Kunj, New Delhi-110070 and Mr. D.P. Mittal (DP ID/ Client ID: IN302092/10013005) R/o 4138, Sector D, Pocket-4, Vasant Kunj, New Delhi-110070, who are not in the employment of the Company. They have signed below in confirmation of the votes being unblocked in their presence.

Madhu Bhatia
Name: Mrs. Madhu Bhatia
DP ID/ Client ID No.: IN302679/31808550

D.P. Mittal
Name: Mr. D.P. Mittal
DP ID/ Client ID No.: IN302092/10013005

5. The consolidated result of E-voting and Polling at the aforesaid 24th Annual General Meeting, is given hereunder :



Item No. 1 – As an Ordinary Resolution: Adoption of the Audited Standalone and Consolidated Financial Statements of the Company as at March 31, 2019 and the Reports of the Board of Directors and Auditors thereon.

(i) Voted in **favour** of resolution:

| Voting Rights | Number of members voted (through electronic voting and poll) | Number of votes casted in favour of resolution | % of the total number of valid votes casted |
|---|--|--|---|
| 100% voting rights- Fully paid up shares | 317 | 411597044 | 100.000% |
| 55% voting rights- Partly paid up shares with paid up value Rs.1.10 per share | 107 | 63255997 | 100.000% |
| 40% voting rights- Partly paid up shares with paid up value Re.0.80 per share | 1 | 18750 | 100.000% |

(ii) Voted **against** the resolution:

| Voting Rights | Number of members voted (through electronic voting and poll) | Number of votes casted against the resolution | % of the total number of valid votes casted |
|---|--|---|---|
| 100% voting rights- Fully paid up shares | 0 | 0 | 0.000% |
| 55% voting rights- Partly paid up shares with paid up value Rs.1.10 per share | 0 | 0 | 0.000% |
| 40% voting rights- Partly paid up shares with paid up value Re.0.80 per share | 0 | 0 | 0.000% |

(iii) **Invalid** votes*:


| Voting Rights | Total numbers of members whose votes were declared invalid | Total number of votes casted by them |
|---|--|--------------------------------------|
| 100% voting rights- Fully paid up shares | 2 | 1311859 |
| 55% voting rights- Partly paid up shares with paid up value Rs.1.10 per share | Nil | NA |
| 40% voting rights- Partly paid up shares with paid up value Re.0.80 per share | Nil | NA |

*includes abstain votes.

Item No. 2 – As an Ordinary Resolution: Confirmation of payment of interim dividend, declared on equity shares for the financial year 2018-19.

Madhu Bhat

Madhu Bhat



(i) Voted in **favour** of resolution:

| Voting Rights | Number of members voted (through electronic voting and poll) | Number of votes casted in favour of resolution | % of the total number of valid votes casted |
|---|--|--|---|
| 100% voting rights- Fully paid up shares | 317 | 411597044 | 100.000% |
| 55% voting rights- Partly paid up shares with paid up value Rs.1.10 per share | 107 | 63255997 | 100.000% |
| 40% voting rights- Partly paid up shares with paid up value Re.0.80 per share | 1 | 18750 | 100.000% |


(ii) Voted **against** the resolution:

| Voting Rights | Number of members voted (through electronic voting and poll) | Number of votes casted against the resolution | % of the total number of valid votes casted |
|---|--|---|---|
| 100% voting rights- Fully paid up shares | 0 | 0 | 0.000% |
| 55% voting rights- Partly paid up shares with paid up value Rs.1.10 per share | 0 | 0 | 0.000% |
| 40% voting rights- Partly paid up shares with paid up value Re.0.80 per share | 0 | 0 | 0.000% |

(iii) **Invalid** votes*:

| Voting Rights | Total numbers of members whose votes were declared invalid | Total number of votes casted by them |
|---|--|--------------------------------------|
| 100% voting rights- Fully paid up shares | 2 | 1311859 |
| 55% voting rights- Partly paid up shares with paid up value Rs.1.10 per share | Nil | NA |
| 40% voting rights- Partly paid up shares with paid up value Re.0.80 per share | Nil | NA |

*includes abstain votes.



Madhu Bhat

Devi

Item No. 3 – As an Ordinary Resolution: Re-appointment of Mr. Gagan Banga (DIN: 00010894), a Non-Executive Director, who is liable to retire by rotation and, being eligible offers himself for re-appointment.

(i) Voted in **favour** of resolution:

| Voting Rights | Number of members voted (through electronic voting and poll) | Number of votes casted in favour of resolution | % of the total number of valid votes casted |
|---|--|--|---|
| 100% voting rights- Fully paid up shares | 311 | 411408429 | 99.954% |
| 55% voting rights- Partly paid up shares with paid up value Rs.1.10 per share | 107 | 63255997 | 100.000% |
| 40% voting rights- Partly paid up shares with paid up value Re.0.80 per share | 1 | 18750 | 100.000% |


(ii) Voted **against** the resolution:

| Voting Rights | Number of members voted (through electronic voting and poll) | Number of votes casted against the resolution | % of the total number of valid votes casted |
|---|--|---|---|
| 100% voting rights- Fully paid up shares | 6 | 188615 | 0.046% |
| 55% voting rights- Partly paid up shares with paid up value Rs.1.10 per share | 0 | 0 | 0.000% |
| 40% voting rights- Partly paid up shares with paid up value Re.0.80 per share | 0 | 0 | 0.000% |

(iii) **Invalid** votes*:

| Voting Rights | Total numbers of members whose votes were declared invalid | Total number of votes casted by them |
|---|--|--------------------------------------|
| 100% voting rights- Fully paid up shares | 2 | 1311859 |
| 55% voting rights- Partly paid up shares with paid up value Rs.1.10 per share | Nil | NA |
| 40% voting rights- Partly paid up shares with paid up value Re.0.80 per share | Nil | NA |

*includes abstain votes.



Madhu But

70D wither

Item No. 4 – As an Ordinary Resolution: Re-appointment of Mr. Divyesh B. Shah (DIN: 00010933) as Whole-time director & Key Managerial Personnel, designated as Chief Executive Officer of the Company, for a further period of five years w.e.f. April 1, 2019.

(i) Voted in **favour** of resolution:

| Voting Rights | Number of members voted (through electronic voting and poll) | Number of votes casted in favour of resolution | % of the total number of valid votes casted |
|---|--|--|---|
| 100% voting rights- Fully paid up shares | 253 | 399865247 | 97.150% |
| 55% voting rights- Partly paid up shares with paid up value Rs.1.10 per share | 107 | 63255997 | 100.000% |
| 40% voting rights- Partly paid up shares with paid up value Re.0.80 per share | 1 | 18750 | 100.000% |


(ii) Voted **against** the resolution:

| Voting Rights | Number of members voted (through electronic voting and poll) | Number of votes casted against the resolution | % of the total number of valid votes casted |
|---|--|---|---|
| 100% voting rights- Fully paid up shares | 64 | 11731797 | 2.850% |
| 55% voting rights- Partly paid up shares with paid up value Rs.1.10 per share | 0 | 0 | 0.000% |
| 40% voting rights- Partly paid up shares with paid up value Re.0.80 per share | 0 | 0 | 0.000% |

(iii) **Invalid** votes*:

| Voting Rights | Total numbers of members whose votes were declared invalid | Total number of votes casted by them |
|---|--|--------------------------------------|
| 100% voting rights- Fully paid up shares | 2 | 1311859 |
| 55% voting rights- Partly paid up shares with paid up value Rs.1.10 per share | Nil | NA |
| 40% voting rights- Partly paid up shares with paid up value Re.0.80 per share | Nil | NA |

*includes abstain votes.



Madhu Bhat

100-witter

Item No. 5 - As an Ordinary Resolution: Appointment of Mrs. Rekha Gopal Warriar (DIN: 08152356), (Ex-Regional Director, RBI), as Independent Director of the Company, not be liable to retire by rotation, for a period of two years w.e.f. August 27, 2019.

(i) Voted in **favour** of resolution:

| Voting Rights | Number of members voted (through electronic voting and poll) | Number of votes casted in favour of resolution | % of the total number of valid votes casted |
|---|--|--|---|
| 100% voting rights- Fully paid up shares | 314 | 411596934 | 100.000% |
| 55% voting rights- Partly paid up shares with paid up value Rs.1.10 per share | 107 | 63255997 | 100.000% |
| 40% voting rights- Partly paid up shares with paid up value Re.0.80 per share | 1 | 18750 | 100.000% |


(ii) Voted **against** the resolution:

| Voting Rights | Number of members voted (through electronic voting and poll) | Number of votes casted against the resolution | % of the total number of valid votes casted |
|---|--|---|---|
| 100% voting rights- Fully paid up shares | 3 | 110 | 0.000% |
| 55% voting rights- Partly paid up shares with paid up value Rs.1.10 per share | 0 | 0 | 0.000% |
| 40% voting rights- Partly paid up shares with paid up value Re.0.80 per share | 0 | 0 | 0.000% |

(iii) **Invalid** votes*:

| Voting Rights | Total numbers of members whose votes were declared invalid | Total number of votes casted by them |
|---|--|--------------------------------------|
| 100% voting rights- Fully paid up shares | 2 | 1311859 |
| 55% voting rights- Partly paid up shares with paid up value Rs.1.10 per share | Nil | NA |
| 40% voting rights- Partly paid up shares with paid up value Re.0.80 per share | Nil | NA |

*includes abstain votes.



Manish V Bhat

Manish V Bhat

Item No. 6 – As a Special Resolution: Re-appointment of Mr. Shyam Lal Bansal (DIN: 02910086) (Ex-Chairman & Managing Director of Oriental Bank of Commerce) as Independent Director of the Company, not be liable to retire by rotation, for a period of one year w.e.f. August 28, 2019.

(i) Voted in **favour** of resolution:

| Voting Rights | Number of members voted (through electronic voting and poll) | Number of votes casted in favour of resolution | % of the total number of valid votes casted |
|---|--|--|---|
| 100% voting rights- Fully paid up shares | 303 | 406354707 | 98.726% |
| 55% voting rights- Partly paid up shares with paid up value Rs.1.10 per share | 107 | 63255997 | 100.000% |
| 40% voting rights- Partly paid up shares with paid up value Re.0.80 per share | 1 | 18750 | 100.000% |


(ii) Voted **against** the resolution:

| Voting Rights | Number of members voted (through electronic voting and poll) | Number of votes casted against the resolution | % of the total number of valid votes casted |
|---|--|---|---|
| 100% voting rights- Fully paid up shares | 14 | 5242337 | 1.274% |
| 55% voting rights- Partly paid up shares with paid up value Rs.1.10 per share | 0 | 0 | 0.000% |
| 40% voting rights- Partly paid up shares with paid up value Re.0.80 per share | 0 | 0 | 0.000% |

(iii) **Invalid** votes*:

| Voting Rights | Total numbers of members whose votes were declared invalid | Total number of votes casted by them |
|---|--|--------------------------------------|
| 100% voting rights- Fully paid up shares | 2 | 1311859 |
| 55% voting rights- Partly paid up shares with paid up value Rs.1.10 per share | Nil | NA |
| 40% voting rights- Partly paid up shares with paid up value Re.0.80 per share | Nil | NA |

*includes abstain votes.



Consolidated Scrutinizer Report

Item No. 7 – As a Special Resolution: Re-appointment of Mr. Alok Kumar Misra (DIN: 00163959) (Ex-Chairman & Managing Director of Bank of India) as Independent Director of the Company, not be liable to retire by rotation, for a period of one year w.e.f. August 28, 2019.

(i) Voted in **favour** of resolution:

| Voting Rights | Number of members voted (through electronic voting and poll) | Number of votes casted in favour of resolution | % of the total number of valid votes casted |
|---|--|--|---|
| 100% voting rights- Fully paid up shares | 306 | 411429271 | 99.959 |
| 55% voting rights- Partly paid up shares with paid up value Rs.1.10 per share | 107 | 63255997 | 100.000% |
| 40% voting rights- Partly paid up shares with paid up value Re.0.80 per share | 1 | 18750 | 100.000% |

(ii) Voted **against** the resolution:

| Voting Rights | Number of members voted (through electronic voting and poll) | Number of votes casted against the resolution | % of the total number of valid votes casted |
|---|--|---|---|
| 100% voting rights- Fully paid up shares | 11 | 167773 | 0.041% |
| 55% voting rights- Partly paid up shares with paid up value Rs.1.10 per share | 0 | 0 | 0.000% |
| 40% voting rights- Partly paid up shares with paid up value Re.0.80 per share | 0 | 0 | 0.000% |

(iii) **Invalid votes*:**

| Voting Rights | Total numbers of members whose votes were declared invalid | Total number of votes casted by them |
|---|--|--------------------------------------|
| 100% voting rights- Fully paid up shares | 2 | 1311859 |
| 55% voting rights- Partly paid up shares with paid up value Rs.1.10 per share | Nil | NA |
| 40% voting rights- Partly paid up shares with paid up value Re.0.80 per share | Nil | NA |

*includes abstain votes.

Maha Bhat

Discovered

Item No. 8 – As a Special Resolution: Approval for shifting of registered office of the Company from National Capital Territory of Delhi to State of Haryana.

(i) Voted in **favour** of resolution:

| Voting Rights | Number of members voted (through electronic voting and poll) | Number of votes casted in favour of resolution | % of the total number of valid votes casted |
|---|--|--|---|
| 100% voting rights- Fully paid up shares | 313 | 411595134 | 100.000% |
| 55% voting rights- Partly paid up shares with paid up value Rs.1.10 per share | 107 | 63255997 | 100.000% |
| 40% voting rights- Partly paid up shares with paid up value Re.0.80 per share | 1 | 18750 | 100.000% |


(ii) Voted **against** the resolution:

| Voting Rights | Number of members voted (through electronic voting and poll) | Number of votes casted against the resolution | % of the total number of valid votes casted |
|---|--|---|---|
| 100% voting rights- Fully paid up shares | 4 | 1910 | 0.000% |
| 55% voting rights- Partly paid up shares with paid up value Rs.1.10 per share | 0 | 0 | 0.000% |
| 40% voting rights- Partly paid up shares with paid up value Re.0.80 per share | 0 | 0 | 0.000% |

(iii) **Invalid** votes*:

| Voting Rights | Total numbers of members whose votes were declared invalid | Total number of votes casted by them |
|---|--|--------------------------------------|
| 100% voting rights- Fully paid up shares | 2 | 1311859 |
| 55% voting rights- Partly paid up shares with paid up value Rs.1.10 per share | Nil | NA |
| 40% voting rights- Partly paid up shares with paid up value Re.0.80 per share | Nil | NA |

*includes abstain votes.




Maha Bala

Swati

6. The register, all other papers and relevant records relating to electronic voting and poll shall remain in our safe custody until the Chairman considers, approves and signs the minutes of the aforesaid 24th Annual General Meeting and thereafter the same would be handed over to the Chairman of the meeting or the Company Secretary of the Company, for safe keeping.
7. The combined report of E-Voting and poll, in the format prescribed under Regulation 44 of SEBI (Listing Obligations and Disclosure Requirements) Regulations, 2015 is enclosed as **Annexure - A**.

Thanking you,

Yours faithfully,
For **Swati Jain & Associates**
Chartered Accountants


Swati Jain
Partner
M. No.: ACA 526173
FRN : 017147C

Madhu Bhatia

Name: Mrs. Madhu Bhatia
DP ID/Client ID no. IN302679/31808550
Address: Flat No. 3574 Sector D, DDA Flats
Pocket III, Vasant Kunj, New Delhi-110070

D.P. Mittal

Name: Mr. D.P. Mittal
DP ID/Client ID no. IN302092/10013005
Address: 4138, Sector D, Pocket-4, Vasant Kunj,
New Delhi-110070

Date: September 28, 2019
Place: New Delhi

Encl: as above

Countersigned By: *(Signature)*

Lalit Sharma
Company Secretary &
(authorised signatory for
the Chairman)

| Combined Voting Results | | | | Annexure A | | | | |
|---|--------------------|------------------------|-------------------------|---|------------------------------|----------------------------|--|--|
| Agenda item no. 1: Adoption of the Audited Standalone and Consolidated Financial Statements of the Company as at March 31, 2019 and the Reports of the Board of Directors and Auditors thereon. | | | | | | | | |
| Resolution required: (Ordinary/ Special) | | | | Ordinary | | | | |
| Whether promoter/ promoter group are interested in the agenda/resolution? | | | | No | | | | |
| voting by members holding fully paid up Equity Shares of face value of Rs. 2 each (having 100% Voting Rights on each share held by them) (FPS) | | | | | | | | |
| Category | Mode of Voting | No. of shares held (1) | No. of votes polled (2) | % of Votes Polled on outstanding shares (3)=[(2)/(1)]*100 | No. of Votes - in favour (4) | No. of Votes - against (5) | % of Votes in favour on votes polled (6)=[(4)/(2)]*100 | % of Votes against on votes polled (7)=[(5)/(2)]*100 |
| Promoter and Promoter Group | E-Voting | 187,879,588 | 187,879,588 | 100.000 | 187,879,588 | 0 | 100.000 | 0.000 |
| | Poll | 187,879,588 | 0 | 0.000 | 0 | 0 | 0.000 | 0.000 |
| | Postal Ballot | 187,879,588 | 0 | 0.000 | 0 | 0 | 0.000 | 0.000 |
| | Total | 187,879,588 | 187,879,588 | 100.000 | 187,879,588 | 0 | 100.000 | 0.000 |
| Public-Institutions | E-Voting | 146,530,321 | 118,238,131 | 80.692 | 118,238,131 | 0 | 100.000 | 0.000 |
| | Poll | 146,530,321 | 0 | 0.000 | 0 | 0 | 0.000 | 0.000 |
| | Postal Ballot | 146,530,321 | 0 | 0.000 | 0 | 0 | 0.000 | 0.000 |
| | Total | 146,530,321 | 118,238,131 | 80.692 | 118,238,131 | 0 | 100.000 | 0.000 |
| Public- Non Institutions | E-Voting | 194,377,597 | 879,239,465 | 45.234 | 879,239,465 | 0 | 100.000 | 0.000 |
| | Poll | 194,377,597 | 17,555,379 | 9.032 | 17,555,379 | 0 | 100.000 | 0.000 |
| | Postal Ballot | 194,377,597 | 0 | 0.000 | 0 | 0 | 0.000 | 0.000 |
| | Total | 194,377,597 | 105,479,325 | 54.265 | 105,479,325 | 0 | 100.000 | 0.000 |
| Total | 528,787,506 | 411,597,044 | 77.838 | 411,597,044 | 0 | 100.000 | 0.000 | |

voting by members holding Partly paid up Equity Shares of face value of Rs. 2 each, with paid up value Rs.1.10 per share (having 55% Voting Rights on each share held by them) (PPS)

| Category | Mode of Voting | No. of shares held (1) | No. of votes polled (2) | % of Votes Polled on outstanding shares (3)=[(2)/(1)]*100 | No. of Votes - in favour (4) | No. of Votes - against (5) | % of Votes in favour on votes polled (6)=[(4)/(2)]*100 | % of Votes against on votes polled (7)=[(5)/(2)]*100 |
|-----------------------------|-------------------|------------------------|-------------------------|---|------------------------------|----------------------------|--|--|
| Promoter and Promoter Group | E-Voting | 35,788,434 | 35,788,434 | 100.000 | 35,788,434 | 0 | 100.000 | 0.000 |
| | Poll | 35,788,434 | 0 | 0.000 | 0 | 0 | 0.000 | 0.000 |
| | Postal Ballot | 35,788,434 | 0 | 0.000 | 0 | 0 | 0.000 | 0.000 |
| | Total | 35,788,434 | 35,788,434 | 100.000 | 35,788,434 | 0 | 100.000 | 0.000 |
| Public-Institutions | E-Voting | 10,562,441 | 8,734,515 | 82.694 | 8,734,515 | 0 | 100.000 | 0.000 |
| | Poll | 10,562,441 | 0 | 0.000 | 0 | 0 | 0.000 | 0.000 |
| | Postal Ballot | 10,562,441 | 0 | 0.000 | 0 | 0 | 0.000 | 0.000 |
| | Total | 10,562,441 | 8,734,515 | 82.694 | 8,734,515 | 0 | 100.000 | 0.000 |
| Public- Non Institutions | E-Voting | 36,414,271 | 16,047,985 | 44.071 | 16,047,985 | 0 | 100.000 | 0.000 |
| | Poll | 36,414,271 | 2,685,063 | 7.374 | 2,685,063 | 0 | 100.000 | 0.000 |
| | Postal Ballot | 36,414,271 | 0 | 0.000 | 0 | 0 | 0.000 | 0.000 |
| | Total | 36,414,271 | 18,733,048 | 51.444 | 18,733,048 | 0 | 100.000 | 0.000 |
| Total | 82,765,146 | 63,255,997 | 76.428 | 63,255,997 | 0 | 100.000 | 0.000 | |

voting by members holding Partly paid up Equity Shares of face value of Rs. 2 each, with paid up value Re.0.80 per share (having 40% Voting Rights on each share held by them) (PPS)


| Category | Mode of Voting | No. of shares held (1) | No. of votes polled (2) | % of Votes Polled on outstanding shares (3)=[(2)/(1)]*100 | No. of Votes - in favour (4) | No. of Votes - against (5) | % of Votes in favour on votes polled (6)=[(4)/(2)]*100 | % of Votes against on votes polled (7)=[(5)/(2)]*100 |
|-----------------------------|----------------|------------------------|-------------------------|---|------------------------------|----------------------------|--|--|
| Promoter and Promoter Group | E-Voting | 0 | 0 | 0.000 | 0 | 0 | 0.000 | 0.000 |
| | Poll | 0 | 0 | 0.000 | 0 | 0 | 0.000 | 0.000 |
| | Postal Ballot | 0 | 0 | 0.000 | 0 | 0 | 0.000 | 0.000 |
| | Total | 0 | 0 | 0.000 | 0 | 0 | 0.000 | 0.000 |
| Public-Institutions | E-Voting | 464 | 0 | 0.000 | 0 | 0 | 0.000 | 0.000 |
| | Poll | 464 | 0 | 0.000 | 0 | 0 | 0.000 | 0.000 |
| | Postal Ballot | 464 | 0 | 0.000 | 0 | 0 | 0.000 | 0.000 |
| | Total | 464 | 0 | 0.000 | 0 | 0 | 0.000 | 0.000 |
| Public- Non Institutions | E-Voting | 143,508 | 18750 | 13.065 | 18750 | 0 | 100.000 | 0.000 |
| | Poll | 143,508 | 0 | 0.000 | 0 | 0 | 0.000 | 0.000 |
| | Postal Ballot | 143,508 | 0 | 0.000 | 0 | 0 | 0.000 | 0.000 |
| | Total | 143,508 | 18750 | 13.065 | 18750 | 0 | 100.000 | 0.000 |
| Total | 143,972 | 18750 | 13.023 | 18750 | 0 | 100.000 | 0.000 | |

Combined voting by members -Based on the Voting Rights (FPS-100%; PPS-55%; PPS- 40%) held by them

| Category | Mode of Voting | Voting Rights Held (1) | Voting Rights Polled (2) | % of Voting Rights Polled on outstanding Voting Rights (3)=[(2)/(1)]*100 | No. of Voting Rights - in favour (4) | No. of Voting Rights - against (5) | % of Voting Rights in favour on Voting Rights polled (6)=[(4)/(2)]*100 | % of Voting Rights against on Voting Rights polled (7)=[(5)/(2)]*100 |
|-----------------------------|-----------------------|------------------------|--------------------------|--|--------------------------------------|------------------------------------|--|--|
| Promoter and Promoter Group | E-Voting | 207,563,226.70 | 207,563,226.70 | 100.000 | 207,563,226.70 | 0 | 100.000 | 0.000 |
| | Poll | 207,563,226.70 | 0 | 0.000 | 0 | 0 | 0.000 | 0.000 |
| | Postal Ballot | 207,563,226.70 | 0 | 0.000 | 0 | 0 | 0.000 | 0.000 |
| | Total | 207,563,226.70 | 207,563,226.70 | 100.000 | 207,563,226.70 | 0 | 100.000 | 0.000 |
| Public-Institutions | E-Voting | 152,339,849.15 | 123,042,114.25 | 80.768 | 123,042,114.25 | 0.00 | 100.000 | 0.000 |
| | Poll | 152,339,849.15 | 0.00 | 0.000 | 0.00 | 0.00 | 0.000 | 0.000 |
| | Postal Ballot | 152,339,849.15 | 0 | 0.000 | 0 | 0 | 0.000 | 0.000 |
| | Total | 152,339,849.15 | 123,042,114.25 | 80.768 | 123,042,114.25 | 0.00 | 100.000 | 0.000 |
| Public- Non Institutions | E-Voting | 214,462,849.25 | 96,757,837.75 | 45.116 | 96,757,837.75 | 0.00 | 100.000 | 0.000 |
| | Poll | 214,462,849.25 | 19,032,163.65 | 8.874 | 19,032,163.65 | 0.00 | 100.000 | 0.000 |
| | Postal Ballot | 214,462,849.25 | 0 | 0.000 | 0 | 0 | 0.000 | 0.000 |
| | Total | 214,462,849.25 | 115,790,001.40 | 53.991 | 115,790,001.40 | 0.00 | 100.000 | 0.000 |
| Total | 574,365,925.10 | 446,395,342.35 | 77.720 | 446,395,342.35 | 0.00 | 100.000 | 0.000 | |

Madhur Bhat

100xatter



Agenda item no. 2: Confirmation of payment of interim dividend, declared on equity shares for the financial year 2018-19.

| Resolution required: (Ordinary/ Special) | | Ordinary | | | | | | |
|--|----------------|------------------------|-------------------------|---|------------------------------|----------------------------|--|--|
| Whether promoter/ promoter group are interested in the agenda/resolution? | | No | | | | | | |
| voting by members holding fully paid up Equity Shares of face value of Rs. 2 each (having 100% Voting Rights on each share held by them) (FPS) | | | | | | | | |
| Category | Mode of Voting | No. of shares held (1) | No. of votes polled (2) | % of Votes Polled on outstanding shares (3)=[(2)/(1)]*100 | No. of Votes - in favour (4) | No. of Votes - against (5) | % of Votes in favour on votes polled (6)=[(4)/(2)]*100 | % of Votes against on votes polled (7)=[(5)/(2)]*100 |
| Promoter and Promoter Group | E-Voting | 187,879,588 | 187,879,588 | 100.000 | 187,879,588 | 0 | 100.000 | 0.000 |
| | Poll | 187,879,588 | 0 | 0.000 | 0 | 0 | 0.000 | 0.000 |
| | Postal Ballot | 187,879,588 | 0 | 0.000 | 0 | 0 | 0.000 | 0.000 |
| | Total | 187,879,588 | 187,879,588 | 100.000 | 187,879,588 | 0 | 100.000 | 0.000 |
| Public-Institutions | E-Voting | 146,530,321 | 118238131 | 80.692 | 118238131 | 0 | 100.000 | 0.000 |
| | Poll | 146,530,321 | 0 | 0.000 | 0 | 0 | 0.000 | 0.000 |
| | Postal Ballot | 146,530,321 | 0 | 0.000 | 0 | 0 | 0.000 | 0.000 |
| | Total | 146,530,321 | 118,238,131 | 80.692 | 118,238,131 | 0 | 100.000 | 0.000 |
| Public- Non Institutions | E-Voting | 194,377,597 | 87923946 | 45.234 | 87923946 | 0 | 100.000 | 0.000 |
| | Poll | 194,377,597 | 17,555,379 | 9.032 | 17,555,379 | 0 | 100.000 | 0.000 |
| | Postal Ballot | 194,377,597 | 0 | 0.000 | 0 | 0 | 0.000 | 0.000 |
| | Total | 194,377,597 | 105,479,325 | 54.265 | 105,479,325 | 0 | 100.000 | 0.000 |
| Total | 528,787,506 | 411,597,044 | 77.838 | 411,597,044 | 0 | 100.000 | 0.000 | |

voting by members holding Partly paid up Equity Shares of face value of Rs. 2 each, with paid up value Rs.1.10 per share (having 55% Voting Rights on each share held by them) (PPS)

| Category | Mode of Voting | No. of shares held (1) | No. of votes polled (2) | % of Votes Polled on outstanding shares (3)=[(2)/(1)]*100 | No. of Votes - in favour (4) | No. of Votes - against (5) | % of Votes in favour on votes polled (6)=[(4)/(2)]*100 | % of Votes against on votes polled (7)=[(5)/(2)]*100 |
|-----------------------------|----------------|------------------------|-------------------------|---|------------------------------|----------------------------|--|--|
| Promoter and Promoter Group | E-Voting | 35,788,434 | 35,788,434 | 100.000 | 35,788,434 | 0 | 100.000 | 0.000 |
| | Poll | 35,788,434 | 0 | 0.000 | 0 | 0 | 0.000 | 0.000 |
| | Postal Ballot | 35,788,434 | 0 | 0.000 | 0 | 0 | 0.000 | 0.000 |
| | Total | 35,788,434 | 35,788,434 | 100.000 | 35,788,434 | 0 | 100.000 | 0.000 |
| Public-Institutions | E-Voting | 10,562,441 | 8734515 | 82.694 | 8734515 | 0 | 100.000 | 0.000 |
| | Poll | 10,562,441 | 0 | 0.000 | 0 | 0 | 0.000 | 0.000 |
| | Postal Ballot | 10,562,441 | 0 | 0.000 | 0 | 0 | 0.000 | 0.000 |
| | Total | 10,562,441 | 8,734,515 | 82.694 | 8,734,515 | 0 | 100.000 | 0.000 |
| Public- Non Institutions | E-Voting | 36,414,271 | 16047985 | 44.071 | 16047985 | 0 | 100.000 | 0.000 |
| | Poll | 36,414,271 | 2,685,063 | 7.374 | 2,685,063 | 0 | 100.000 | 0.000 |
| | Postal Ballot | 36,414,271 | 0 | 0.000 | 0 | 0 | 0.000 | 0.000 |
| | Total | 36,414,271 | 18,733,048 | 51.444 | 18,733,048 | 0 | 100.000 | 0.000 |
| Total | 82,765,146 | 63,255,997 | 76.428 | 63,255,997 | 0 | 100.000 | 0.000 | |

voting by members holding Partly paid up Equity Shares of face value of Rs. 2 each, with paid up value Re.0.80 per share (having 40% Voting Rights on each share held by them) (PPS)


| Category | Mode of Voting | No. of shares held (1) | No. of votes polled (2) | % of Votes Polled on outstanding shares (3)=[(2)/(1)]*100 | No. of Votes - in favour (4) | No. of Votes - against (5) | % of Votes in favour on votes polled (6)=[(4)/(2)]*100 | % of Votes against on votes polled (7)=[(5)/(2)]*100 |
|-----------------------------|----------------|------------------------|-------------------------|---|------------------------------|----------------------------|--|--|
| Promoter and Promoter Group | E-Voting | 0 | 0 | 0.000 | 0 | 0 | 0.000 | 0.000 |
| | Poll | 0 | 0 | 0.000 | 0 | 0 | 0.000 | 0.000 |
| | Postal Ballot | 0 | 0 | 0.000 | 0 | 0 | 0.000 | 0.000 |
| | Total | 0 | 0 | 0.000 | 0 | 0 | 0.000 | 0.000 |
| Public-Institutions | E-Voting | 464 | 0 | 0.000 | 0 | 0 | 0.000 | 0.000 |
| | Poll | 464 | 0 | 0.000 | 0 | 0 | 0.000 | 0.000 |
| | Postal Ballot | 464 | 0 | 0.000 | 0 | 0 | 0.000 | 0.000 |
| | Total | 464 | 0 | 0.000 | 0 | 0 | 0.000 | 0.000 |
| Public- Non Institutions | E-Voting | 143,508 | 18750 | 13.065 | 18750 | 0 | 100.000 | 0.000 |
| | Poll | 143,508 | 0 | 0.000 | 0 | 0 | 0.000 | 0.000 |
| | Postal Ballot | 143,508 | 0 | 0.000 | 0 | 0 | 0.000 | 0.000 |
| | Total | 143,508 | 18750 | 13.065 | 18750 | 0 | 100.000 | 0.000 |
| Total | 143,972 | 18750 | 13.023 | 18750 | 0 | 100.000 | 0.000 | |

Combined voting by members -Based on the Voting Rights (FPS-100% ; PPS-55%; PPS- 40%) held by them

| Category | Mode of Voting | Voting Rights Held (1) | Voting Rights Polled (2) | % of Voting Rights Polled on outstanding Voting Rights (3)=[(2)/(1)]*100 | No. of Voting Rights - in favour (4) | No. of Voting Rights - against (5) | % of Voting Rights in favour on Voting Rights polled (6)=[(4)/(2)]*100 | % of Voting Rights against on Voting Rights polled (7)=[(5)/(2)]*100 |
|-----------------------------|----------------|------------------------|--------------------------|--|--------------------------------------|------------------------------------|--|--|
| Promoter and Promoter Group | E-Voting | 207,563,226.70 | 207,563,226.70 | 100.000 | 207,563,226.70 | 0 | 100.000 | 0.000 |
| | Poll | 207,563,226.70 | 0 | 0.000 | 0 | 0 | 0.000 | 0.000 |
| | Postal Ballot | 207,563,226.70 | 0 | 0.000 | 0 | 0 | 0.000 | 0.000 |
| | Total | 207,563,226.70 | 207,563,226.70 | 100.000 | 207,563,226.70 | 0 | 100.000 | 0.000 |
| Public-Institutions | E-Voting | 152,339,849.15 | 123,042,114.25 | 80.768 | 123,042,114.25 | 0.00 | 100.000 | 0.000 |
| | Poll | 152,339,849.15 | 0.00 | 0.000 | 0.00 | 0.00 | 0.000 | 0.000 |
| | Postal Ballot | 152,339,849.15 | 0 | 0.000 | 0 | 0 | 0.000 | 0.000 |
| | Total | 152,339,849.15 | 123,042,114.25 | 80.768 | 123,042,114.25 | 0.00 | 100.000 | 0.000 |
| Public- Non Institutions | E-Voting | 214,462,849.25 | 96,757,837.75 | 45.116 | 96,757,837.75 | 0.00 | 100.000 | 0.000 |
| | Poll | 214,462,849.25 | 19,032,163.65 | 8.874 | 19,032,163.65 | 0.00 | 100.000 | 0.000 |
| | Postal Ballot | 214,462,849.25 | 0 | 0.000 | 0 | 0 | 0.000 | 0.000 |
| | Total | 214,462,849.25 | 115,790,001.40 | 53.991 | 115,790,001.40 | 0.00 | 100.000 | 0.000 |
| Total | 574,365,925.10 | 446,395,342.35 | 77.720 | 446,395,342.35 | 0.00 | 100.000 | 0.000 | |

Marlin Black

mswitzer



Agenda item no. 3: Re-appointment of Mr. Gagan Banga (DIN: 00010894), a Non-Executive Director, who is liable to retire by rotation and, being eligible offers himself for re-appointment.

Resolution required: (Ordinary/ Special) Ordinary

Whether promoter/ promoter group are interested in the agenda/resolution? No

voting by members holding fully paid up Equity Shares of face value of Rs. 2 each (having 100% Voting Rights on each share held by them) (FPS)

| Category | Mode of Voting | No. of shares held (1) | No. of votes polled (2) | % of Votes Polled on outstanding shares (3)=[(2)/(1)]*100 | No. of Votes - in favour (4) | No. of Votes - against (5) | % of Votes in favour on votes polled (6)=[(4)/(2)]*100 | % of Votes against on votes polled (7)=[(5)/(2)]*100 |
|-----------------------------|--------------------|------------------------|-------------------------|---|------------------------------|----------------------------|--|--|
| Promoter and Promoter Group | E-Voting | 187,879,588 | 187,879,588 | 100.000 | 187,879,588 | 0 | 100.000 | 0.000 |
| | Poll | 187,879,588 | 0 | 0.000 | 0 | 0 | 0.000 | 0.000 |
| | Postal Ballot | 187,879,588 | 0 | 0.000 | 0 | 0 | 0.000 | 0.000 |
| | Total | 187,879,588 | 187,879,588 | 100.000 | 187,879,588 | 0 | 100.000 | 0.000 |
| Public-Institutions | E-Voting | 146,530,321 | 118238131 | 80.692 | 118049951 | 188180 | 99.841 | 0.159 |
| | Poll | 146,530,321 | 0 | 0.000 | 0 | 0 | 0.000 | 0.000 |
| | Postal Ballot | 146,530,321 | 0 | 0.000 | 0 | 0 | 0.000 | 0.000 |
| | Total | 146,530,321 | 118,238,131 | 80.692 | 118,049,951 | 188,180 | 99.841 | 0.159 |
| Public- Non Institutions | E-Voting | 194,377,597 | 87923946 | 45.234 | 87923511 | 435 | 100.000 | 0.000 |
| | Poll | 194,377,597 | 17,555,379 | 9.032 | 17,555,379 | 0 | 100.000 | 0.000 |
| | Postal Ballot | 194,377,597 | 0 | 0.000 | 0 | 0 | 0.000 | 0.000 |
| | Total | 194,377,597 | 105,479,325 | 54.265 | 105,478,890 | 435 | 100.000 | 0.000 |
| Total | 528,787,506 | 411,597,044 | 77.838 | 411,408,429 | 188,615 | 99.954 | 0.046 | |

voting by members holding Partly paid up Equity Shares of face value of Rs. 2 each, with paid up value Rs.1.10 per share (having 55% Voting Rights on each share held by them) (PPS)

| Category | Mode of Voting | No. of shares held (1) | No. of votes polled (2) | % of Votes Polled on outstanding shares (3)=[(2)/(1)]*100 | No. of Votes - in favour (4) | No. of Votes - against (5) | % of Votes in favour on votes polled (6)=[(4)/(2)]*100 | % of Votes against on votes polled (7)=[(5)/(2)]*100 |
|-----------------------------|-------------------|------------------------|-------------------------|---|------------------------------|----------------------------|--|--|
| Promoter and Promoter Group | E-Voting | 35,788,434 | 35,788,434 | 100.000 | 35,788,434 | 0 | 100.000 | 0.000 |
| | Poll | 35,788,434 | 0 | 0.000 | 0 | 0 | 0.000 | 0.000 |
| | Postal Ballot | 35,788,434 | 0 | 0.000 | 0 | 0 | 0.000 | 0.000 |
| | Total | 35,788,434 | 35,788,434 | 100.000 | 35,788,434 | 0 | 100.000 | 0.000 |
| Public-Institutions | E-Voting | 10,562,441 | 8734515 | 82.694 | 8734515 | 0 | 100.000 | 0.000 |
| | Poll | 10,562,441 | 0 | 0.000 | 0 | 0 | 0.000 | 0.000 |
| | Postal Ballot | 10,562,441 | 0 | 0.000 | 0 | 0 | 0.000 | 0.000 |
| | Total | 10,562,441 | 8,734,515 | 82.694 | 8,734,515 | 0 | 100.000 | 0.000 |
| Public- Non Institutions | E-Voting | 36,414,271 | 16047985 | 44.071 | 16047985 | 0 | 100.000 | 0.000 |
| | Poll | 36,414,271 | 2,685,063 | 7.374 | 2,685,063 | 0 | 100.000 | 0.000 |
| | Postal Ballot | 36,414,271 | 0 | 0.000 | 0 | 0 | 0.000 | 0.000 |
| | Total | 36,414,271 | 18,733,048 | 51.444 | 18,733,048 | 0 | 100.000 | 0.000 |
| Total | 82,765,146 | 63,255,997 | 76.428 | 63,255,997 | 0 | 100.000 | 0.000 | |

voting by members holding Partly paid up Equity Shares of face value of Rs. 2 each, with paid up value Re.0.80 per share (having 40% Voting Rights on each share held by them) (PPS)


| Category | Mode of Voting | No. of shares held (1) | No. of votes polled (2) | % of Votes Polled on outstanding shares (3)=[(2)/(1)]*100 | No. of Votes - in favour (4) | No. of Votes - against (5) | % of Votes in favour on votes polled (6)=[(4)/(2)]*100 | % of Votes against on votes polled (7)=[(5)/(2)]*100 |
|-----------------------------|----------------|------------------------|-------------------------|---|------------------------------|----------------------------|--|--|
| Promoter and Promoter Group | E-Voting | 0 | 0 | 0.000 | 0 | 0 | 0.000 | 0.000 |
| | Poll | 0 | 0 | 0.000 | 0 | 0 | 0.000 | 0.000 |
| | Postal Ballot | 0 | 0 | 0.000 | 0 | 0 | 0.000 | 0.000 |
| | Total | 0 | 0 | 0.000 | 0 | 0 | 0.000 | 0.000 |
| Public-Institutions | E-Voting | 464 | 0 | 0.000 | 0 | 0 | 0.000 | 0.000 |
| | Poll | 464 | 0 | 0.000 | 0 | 0 | 0.000 | 0.000 |
| | Postal Ballot | 464 | 0 | 0.000 | 0 | 0 | 0.000 | 0.000 |
| | Total | 464 | 0 | 0.000 | 0 | 0 | 0.000 | 0.000 |
| Public- Non Institutions | E-Voting | 143,508 | 18750 | 13.065 | 18750 | 0 | 100.000 | 0.000 |
| | Poll | 143,508 | 0 | 0.000 | 0 | 0 | 0.000 | 0.000 |
| | Postal Ballot | 143,508 | 0 | 0.000 | 0 | 0 | 0.000 | 0.000 |
| | Total | 143,508 | 18750 | 13.065 | 18750 | 0 | 100.000 | 0.000 |
| Total | 143,972 | 18750 | 13.023 | 18750 | 0 | 100.000 | 0.000 | |

Combined voting by members -Based on the Voting Rights (FPS-100%; PPS-55%; PPS- 40%) held by them

| Category | Mode of Voting | Voting Rights Held (1) | Voting Rights Polled (2) | % of Voting Rights Polled on outstanding Voting Rights (3)=[(2)/(1)]*100 | No. of Voting Rights - in favour (4) | No. of Voting Rights - against (5) | % of Voting Rights in favour on Voting Rights polled (6)=[(4)/(2)]*100 | % of Voting Rights against on Voting Rights polled (7)=[(5)/(2)]*100 |
|-----------------------------|-----------------------|------------------------|--------------------------|--|--------------------------------------|------------------------------------|--|--|
| Promoter and Promoter Group | E-Voting | 207,563,226.70 | 207,563,226.70 | 100.000 | 207,563,226.70 | 0 | 100.000 | 0.000 |
| | Poll | 207,563,226.70 | 0 | 0.000 | 0 | 0 | 0.000 | 0.000 |
| | Postal Ballot | 207,563,226.70 | 0 | 0.000 | 0 | 0 | 0.000 | 0.000 |
| | Total | 207,563,226.70 | 207,563,226.70 | 100.000 | 207,563,226.70 | 0 | 100.000 | 0.000 |
| Public-Institutions | E-Voting | 152,339,849.15 | 123,042,114.25 | 80.768 | 122,853,934.25 | 188,180.00 | 99.847 | 0.153 |
| | Poll | 152,339,849.15 | 0.00 | 0.000 | 0.00 | 0.00 | 0.000 | 0.000 |
| | Postal Ballot | 152,339,849.15 | 0 | 0.000 | 0 | 0 | 0.000 | 0.000 |
| | Total | 152,339,849.15 | 123,042,114.25 | 80.768 | 122,853,934.25 | 188,180.00 | 99.847 | 0.153 |
| Public- Non Institutions | E-Voting | 214,462,849.25 | 96,757,837.75 | 45.116 | 96,757,402.75 | 435.00 | 100.000 | 0.000 |
| | Poll | 214,462,849.25 | 19,032,163.65 | 8.874 | 19,032,163.65 | 0.00 | 100.000 | 0.000 |
| | Postal Ballot | 214,462,849.25 | 0 | 0.000 | 0 | 0 | 0.000 | 0.000 |
| | Total | 214,462,849.25 | 115,790,001.40 | 53.991 | 115,789,566.40 | 435.00 | 100.000 | 0.000 |
| Total | 574,365,925.10 | 446,395,342.35 | 77.720 | 446,206,727.35 | 188,615.00 | 99.958 | 0.042 | |

Malkh. Bhat

DD Witter



Agenda item no. 4: Re-appointment of Mr. Divyesh B. Shah (DIN: 00010933) as Whole-time director & Key Managerial Personnel, designated as Chief Executive Officer of the Company.

Resolution required: (Ordinary/ Special) Ordinary

Whether promoter/ promoter group are interested in the agenda/resolution? No

voting by members holding fully paid up Equity Shares of face value of Rs. 2 each (having 100% Voting Rights on each share held by them) (FPS)

| Category | Mode of Voting | No. of shares held (1) | No. of votes polled (2) | % of Votes Polled on outstanding shares (3)=[(2)/(1)]*100 | No. of Votes – in favour (4) | No. of Votes – against (5) | % of Votes in favour on votes polled (6)=[(4)/(2)]*100 | % of Votes against on votes polled (7)=[(5)/(2)]*100 |
|-----------------------------|----------------|------------------------|-------------------------|---|------------------------------|----------------------------|--|--|
| Promoter and Promoter Group | E-Voting | 187,879,588 | 187,879,588 | 100.000 | 187,879,588 | 0 | 100.000 | 0.000 |
| | Poll | 187,879,588 | 0 | 0.000 | 0 | 0 | 0.000 | 0.000 |
| | Postal Ballot | 187,879,588 | 0 | 0.000 | 0 | 0 | 0.000 | 0.000 |
| | Total | 187,879,588 | 187,879,588 | 100.000 | 187,879,588 | 0 | 100.000 | 0.000 |
| Public- Institutions | E-Voting | 146,530,321 | 118238131 | 80.692 | 106506544 | 11731587 | 90.078 | 9.922 |
| | Poll | 146,530,321 | 0 | 0.000 | 0 | 0 | 0.000 | 0.000 |
| | Postal Ballot | 146,530,321 | 0 | 0.000 | 0 | 0 | 0.000 | 0.000 |
| | Total | 146,530,321 | 118,238,131 | 80.692 | 106,506,544 | 11,731,587 | 90.078 | 9.922 |
| Public- Non Institutions | E-Voting | 194,377,597 | 87923946 | 45.234 | 87923786 | 160 | 100.000 | 0.000 |
| | Poll | 194,377,597 | 17,555,379 | 9.032 | 17,555,329 | 50 | 100.000 | 0.000 |
| | Postal Ballot | 194,377,597 | 0 | 0.000 | 0 | 0 | 0.000 | 0.000 |
| | Total | 194,377,597 | 105,479,325 | 54.265 | 105,479,115 | 210 | 100.000 | 0.000 |
| Total | 528,787,506 | 411,597,044 | 77.838 | 399,865,247 | 11,731,797 | 97.150 | 2.850 | |

voting by members holding Partly paid up Equity Shares of face value of Rs. 2 each, with paid up value Rs.1.10 per share (having 55% Voting Rights on each share held by them) (PPS)

| Category | Mode of Voting | No. of shares held (1) | No. of votes polled (2) | % of Votes Polled on outstanding shares (3)=[(2)/(1)]*100 | No. of Votes – in favour (4) | No. of Votes – against (5) | % of Votes in favour on votes polled (6)=[(4)/(2)]*100 | % of Votes against on votes polled (7)=[(5)/(2)]*100 |
|-----------------------------|----------------|------------------------|-------------------------|---|------------------------------|----------------------------|--|--|
| Promoter and Promoter Group | E-Voting | 35,788,434 | 35,788,434 | 100.000 | 35,788,434 | 0 | 100.000 | 0.000 |
| | Poll | 35,788,434 | 0 | 0.000 | 0 | 0 | 0.000 | 0.000 |
| | Postal Ballot | 35,788,434 | 0 | 0.000 | 0 | 0 | 0.000 | 0.000 |
| | Total | 35,788,434 | 35,788,434 | 100.000 | 35,788,434 | 0 | 100.000 | 0.000 |
| Public- Institutions | E-Voting | 10,562,441 | 8734515 | 82.694 | 8734515 | 0 | 100.000 | 0.000 |
| | Poll | 10,562,441 | 0 | 0.000 | 0 | 0 | 0.000 | 0.000 |
| | Postal Ballot | 10,562,441 | 0 | 0.000 | 0 | 0 | 0.000 | 0.000 |
| | Total | 10,562,441 | 8,734,515 | 82.694 | 8,734,515 | 0 | 100.000 | 0.000 |
| Public- Non Institutions | E-Voting | 36,414,271 | 16047985 | 44.071 | 16047985 | 0 | 100.000 | 0.000 |
| | Poll | 36,414,271 | 2,685,063 | 7.374 | 2,685,063 | 0 | 100.000 | 0.000 |
| | Postal Ballot | 36,414,271 | 0 | 0.000 | 0 | 0 | 0.000 | 0.000 |
| | Total | 36,414,271 | 18,733,048 | 51.444 | 18,733,048 | 0 | 100.000 | 0.000 |
| Total | 82,765,146 | 63,255,997 | 76.428 | 63,255,997 | 0 | 100.000 | 0.000 | |

voting by members holding Partly paid up Equity Shares of face value of Rs. 2 each, with paid up value Re.0.80 per share (having 40% Voting Rights on each share held by them) (PPS)


| Category | Mode of Voting | No. of shares held (1) | No. of votes polled (2) | % of Votes Polled on outstanding shares (3)=[(2)/(1)]*100 | No. of Votes – in favour (4) | No. of Votes – against (5) | % of Votes in favour on votes polled (6)=[(4)/(2)]*100 | % of Votes against on votes polled (7)=[(5)/(2)]*100 |
|-----------------------------|----------------|------------------------|-------------------------|---|------------------------------|----------------------------|--|--|
| Promoter and Promoter Group | E-Voting | 0 | 0 | 0.000 | 0 | 0 | 0.000 | 0.000 |
| | Poll | 0 | 0 | 0.000 | 0 | 0 | 0.000 | 0.000 |
| | Postal Ballot | 0 | 0 | 0.000 | 0 | 0 | 0.000 | 0.000 |
| | Total | 0 | 0 | 0.000 | 0 | 0 | 0.000 | 0.000 |
| Public- Institutions | E-Voting | 464 | 0 | 0.000 | 0 | 0 | 0.000 | 0.000 |
| | Poll | 464 | 0 | 0.000 | 0 | 0 | 0.000 | 0.000 |
| | Postal Ballot | 464 | 0 | 0.000 | 0 | 0 | 0.000 | 0.000 |
| | Total | 464 | 0 | 0.000 | 0 | 0 | 0.000 | 0.000 |
| Public- Non Institutions | E-Voting | 143,508 | 18750 | 13.065 | 18750 | 0 | 100.000 | 0.000 |
| | Poll | 143,508 | 0 | 0.000 | 0 | 0 | 0.000 | 0.000 |
| | Postal Ballot | 143,508 | 0 | 0.000 | 0 | 0 | 0.000 | 0.000 |
| | Total | 143,508 | 18750 | 13.065 | 18750 | 0 | 100.000 | 0.000 |
| Total | 143,972 | 18750 | 13.023 | 18750 | 0 | 100.000 | 0.000 | |

Combined voting by members -Based on the Voting Rights (FPS-100% ; PPS-55%; PPS- 40%) held by them

| Category | Mode of Voting | Voting Rights Held (1) | Voting Rights Polled (2) | % of Voting Rights Polled on outstanding Voting Rights (3)=[(2)/(1)]*100 | No. of Voting Rights - in favour (4) | No. of Voting Rights - against (5) | % of Voting Rights in favour on Voting Rights polled (6)=[(4)/(2)]*100 | % of Voting Rights against on Voting Rights polled (7)=[(5)/(2)]*100 |
|-----------------------------|----------------|------------------------|--------------------------|--|--------------------------------------|------------------------------------|--|--|
| Promoter and Promoter Group | E-Voting | 207,563,226.70 | 207,563,226.70 | 100.000 | 207,563,226.70 | 0 | 100.000 | 0.000 |
| | Poll | 207,563,226.70 | 0 | 0.000 | 0 | 0 | 0.000 | 0.000 |
| | Postal Ballot | 207,563,226.70 | 0 | 0.000 | 0 | 0 | 0.000 | 0.000 |
| | Total | 207,563,226.70 | 207,563,226.70 | 100.000 | 207,563,226.70 | 0 | 100.000 | 0.000 |
| Public- Institutions | E-Voting | 152,339,849.15 | 123,042,114.25 | 80.768 | 111,310,527.25 | 11,731,587.00 | 90.465 | 9.535 |
| | Poll | 152,339,849.15 | 0.00 | 0.000 | 0.00 | 0.00 | 0.000 | 0.000 |
| | Postal Ballot | 152,339,849.15 | 0 | 0.000 | 0 | 0 | 0.000 | 0.000 |
| | Total | 152,339,849.15 | 123,042,114.25 | 80.768 | 111,310,527.25 | 11,731,587.00 | 90.465 | 9.535 |
| Public- Non Institutions | E-Voting | 214,462,849.25 | 96,757,837.75 | 45.116 | 96,757,677.75 | 160.00 | 100.000 | 0.000 |
| | Poll | 214,462,849.25 | 19,032,163.65 | 8.874 | 19,032,113.65 | 50.00 | 100.000 | 0.000 |
| | Postal Ballot | 214,462,849.25 | 0 | 0.000 | 0 | 0 | 0.000 | 0.000 |
| | Total | 214,462,849.25 | 115,790,001.40 | 53.991 | 115,789,791.40 | 210.00 | 100.000 | 0.000 |
| Total | 574,365,925.10 | 446,395,342.35 | 77.720 | 434,663,545.35 | 11,731,797.00 | 97.372 | 2.628 | |

Mahesh Patel

MSWinder



Agenda item no. 5: Appointment of Mrs. Rekha Gopal Warriar (DIN: 08152356), (Ex-Regional Director, RBI), as Independent Director of the Company, not be liable to retire by rotation.

| Resolution required: (Ordinary/ Special) | | Ordinary | | | | | | |
|--|--------------------|------------------------|-------------------------|---|------------------------------|----------------------------|--|--|
| Whether promoter/ promoter group are interested in the agenda/resolution? | | No | | | | | | |
| voting by members holding fully paid up Equity Shares of face value of Rs. 2 each (having 100% Voting Rights on each share held by them) (FPS) | | | | | | | | |
| Category | Mode of Voting | No. of shares held (1) | No. of votes polled (2) | % of Votes Polled on outstanding shares (3)=[(2)/(1)]*100 | No. of Votes – in favour (4) | No. of Votes – against (5) | % of Votes in favour on votes polled (6)=[(4)/(2)]*100 | % of Votes against on votes polled (7)=[(5)/(2)]*100 |
| Promoter and Promoter Group | E-Voting | 187,879,588 | 187,879,588 | 100.000 | 187,879,588 | 0 | 100.000 | 0.000 |
| | Poll | 187,879,588 | 0 | 0.000 | 0 | 0 | 0.000 | 0.000 |
| | Postal Ballot | 187,879,588 | 0 | 0.000 | 0 | 0 | 0.000 | 0.000 |
| | Total | 187,879,588 | 187,879,588 | 100.000 | 187,879,588 | 0 | 100.000 | 0.000 |
| Public-Institutions | E-Voting | 146,530,321 | 118238131 | 80.692 | 118238131 | 0 | 100.000 | 0.000 |
| | Poll | 146,530,321 | 0 | 0.000 | 0 | 0 | 0.000 | 0.000 |
| | Postal Ballot | 146,530,321 | 0 | 0.000 | 0 | 0 | 0.000 | 0.000 |
| | Total | 146,530,321 | 118,238,131 | 80.692 | 118,238,131 | 0 | 100.000 | 0.000 |
| Public- Non Institutions | E-Voting | 194,377,597 | 87923946 | 45.234 | 87923946 | 10 | 100.000 | 0.000 |
| | Poll | 194,377,597 | 17,555,379 | 9.032 | 17,555,279 | 100 | 99.999 | 0.001 |
| | Postal Ballot | 194,377,597 | 0 | 0.000 | 0 | 0 | 0.000 | 0.000 |
| | Total | 194,377,597 | 105,479,325 | 54.265 | 105,479,215 | 110 | 100.000 | 0.000 |
| Total | 528,787,506 | 411,597,044 | 77.838 | 411,596,934 | 110 | 100.000 | 0.000 | |

| voting by members holding Partly paid up Equity Shares of face value of Rs. 2 each, with paid up value Rs.1.10 per share (having 55% Voting Rights on each share held by them) (PPS) | | | | | | | | |
|--|-------------------|------------------------|-------------------------|---|------------------------------|----------------------------|--|--|
| Category | Mode of Voting | No. of shares held (1) | No. of votes polled (2) | % of Votes Polled on outstanding shares (3)=[(2)/(1)]*100 | No. of Votes – in favour (4) | No. of Votes – against (5) | % of Votes in favour on votes polled (6)=[(4)/(2)]*100 | % of Votes against on votes polled (7)=[(5)/(2)]*100 |
| Promoter and Promoter Group | E-Voting | 35,788,434 | 35,788,434 | 100.000 | 35,788,434 | 0 | 100.000 | 0.000 |
| | Poll | 35,788,434 | 0 | 0.000 | 0 | 0 | 0.000 | 0.000 |
| | Postal Ballot | 35,788,434 | 0 | 0.000 | 0 | 0 | 0.000 | 0.000 |
| | Total | 35,788,434 | 35,788,434 | 100.000 | 35,788,434 | 0 | 100.000 | 0.000 |
| Public-Institutions | E-Voting | 10,562,441 | 8734515 | 82.694 | 8734515 | 0 | 100.000 | 0.000 |
| | Poll | 10,562,441 | 0 | 0.000 | 0 | 0 | 0.000 | 0.000 |
| | Postal Ballot | 10,562,441 | 0 | 0.000 | 0 | 0 | 0.000 | 0.000 |
| | Total | 10,562,441 | 8,734,515 | 82.694 | 8,734,515 | 0 | 100.000 | 0.000 |
| Public- Non Institutions | E-Voting | 36,414,271 | 16047985 | 44.071 | 16047985 | 0 | 100.000 | 0.000 |
| | Poll | 36,414,271 | 2,685,063 | 7.374 | 2,685,063 | 0 | 100.000 | 0.000 |
| | Postal Ballot | 36,414,271 | 0 | 0.000 | 0 | 0 | 0.000 | 0.000 |
| | Total | 36,414,271 | 18,733,048 | 51.444 | 18,733,048 | 0 | 100.000 | 0.000 |
| Total | 82,765,146 | 63,255,997 | 76.428 | 63,255,997 | 0 | 100.000 | 0.000 | |

| voting by members holding Partly paid up Equity Shares of face value of Rs. 2 each, with paid up value Re.0.80 per share (having 40% Voting Rights on each share held by them) (PPS) | | | | | | | | |
|--|----------------|------------------------|-------------------------|---|------------------------------|----------------------------|--|--|
| Category | Mode of Voting | No. of shares held (1) | No. of votes polled (2) | % of Votes Polled on outstanding shares (3)=[(2)/(1)]*100 | No. of Votes – in favour (4) | No. of Votes – against (5) | % of Votes in favour on votes polled (6)=[(4)/(2)]*100 | % of Votes against on votes polled (7)=[(5)/(2)]*100 |
| Promoter and Promoter Group | E-Voting | 0 | 0 | 0.000 | 0 | 0 | 0.000 | 0.000 |
| | Poll | 0 | 0 | 0.000 | 0 | 0 | 0.000 | 0.000 |
| | Postal Ballot | 0 | 0 | 0.000 | 0 | 0 | 0.000 | 0.000 |
| | Total | 0 | 0 | 0.000 | 0 | 0 | 0.000 | 0.000 |
| Public-Institutions | E-Voting | 464 | 0 | 0.000 | 0 | 0 | 0.000 | 0.000 |
| | Poll | 464 | 0 | 0.000 | 0 | 0 | 0.000 | 0.000 |
| | Postal Ballot | 464 | 0 | 0.000 | 0 | 0 | 0.000 | 0.000 |
| | Total | 464 | 0 | 0.000 | 0 | 0 | 0.000 | 0.000 |
| Public- Non Institutions | E-Voting | 143,508 | 18750 | 13.065 | 18750 | 0 | 100.000 | 0.000 |
| | Poll | 143,508 | 0 | 0.000 | 0 | 0 | 0.000 | 0.000 |
| | Postal Ballot | 143,508 | 0 | 0.000 | 0 | 0 | 0.000 | 0.000 |
| | Total | 143,508 | 18750 | 13.065 | 18750 | 0 | 100.000 | 0.000 |
| Total | 143,972 | 18750 | 13.023 | 18750 | 0 | 100.000 | 0.000 | |

| Combined voting by members -Based on the Voting Rights (FPS-100%; PPS-55%; PPS- 40%) held by them | | | | | | | | |
|---|-----------------------|------------------------|--------------------------|--|--------------------------------------|------------------------------------|--|--|
| Category | Mode of Voting | Voting Rights Held (1) | Voting Rights Polled (2) | % of Voting Rights Polled on outstanding Voting Rights (3)=[(2)/(1)]*100 | No. of Voting Rights - in favour (4) | No. of Voting Rights - against (5) | % of Voting Rights in favour on Voting Rights polled (6)=[(4)/(2)]*100 | % of Voting Rights against on Voting Rights polled (7)=[(5)/(2)]*100 |
| Promoter and Promoter Group | E-Voting | 207,563,226.70 | 207,563,226.70 | 100.000 | 207,563,226.70 | 0 | 100.000 | 0.000 |
| | Poll | 207,563,226.70 | 0 | 0.000 | 0 | 0 | 0.000 | 0.000 |
| | Postal Ballot | 207,563,226.70 | 0 | 0.000 | 0 | 0 | 0.000 | 0.000 |
| | Total | 207,563,226.70 | 207,563,226.70 | 100.000 | 207,563,226.70 | 0 | 100.000 | 0.000 |
| Public-Institutions | E-Voting | 152,339,849.15 | 123,042,114.25 | 80.768 | 123,042,114.25 | 0.00 | 100.000 | 0.000 |
| | Poll | 152,339,849.15 | 0.00 | 0.000 | 0.00 | 0.00 | 0.000 | 0.000 |
| | Postal Ballot | 152,339,849.15 | 0 | 0.000 | 0 | 0 | 0.000 | 0.000 |
| | Total | 152,339,849.15 | 123,042,114.25 | 80.768 | 123,042,114.25 | 0.00 | 100.000 | 0.000 |
| Public- Non Institutions | E-Voting | 214,462,849.25 | 96,757,837.75 | 45.116 | 96,757,827.75 | 10.00 | 100.000 | 0.000 |
| | Poll | 214,462,849.25 | 19,032,163.65 | 8.874 | 19,032,063.65 | 100.00 | 99.999 | 0.001 |
| | Postal Ballot | 214,462,849.25 | 0 | 0.000 | 0 | 0 | 0.000 | 0.000 |
| | Total | 214,462,849.25 | 115,790,001.40 | 53.991 | 115,789,891.40 | 110.00 | 100.000 | 0.000 |
| Total | 574,365,925.10 | 446,395,342.35 | 77.720 | 446,395,232.35 | 110.00 | 100.000 | 0.000 | |

Madh Bhat

MD Warriar



Agenda item no. 6: Re-appointment of Mr. Shyam Lal Bansal (DIN: 02910086) (Ex-Chairman & Managing Director of Oriental Bank of Commerce) as Independent Director of the Company, not be liable to retire by rotation.

Resolution required: (Ordinary/ Special) Special

Whether promoter/ promoter group are interested in the agenda/resolution? No

voting by members holding fully paid up Equity Shares of face value of Rs. 2 each (having 100% Voting Rights on each share held by them) (FPS)

| Category | Mode of Voting | No. of shares held (1) | No. of votes polled (2) | % of Votes Polled on outstanding shares (3)=[(2)/(1)]*100 | No. of Votes – in favour (4) | No. of Votes – against (5) | % of Votes in favour on votes polled (6)=[(4)/(2)]*100 | % of Votes against on votes polled (7)=[(5)/(2)]*100 |
|-----------------------------|--------------------|------------------------|-------------------------|---|------------------------------|----------------------------|--|--|
| Promoter and Promoter Group | E-Voting | 187,879,588 | 187,879,588 | 100.000 | 187,879,588 | 0 | 100.000 | 0.000 |
| | Poll | 187,879,588 | 0 | 0.000 | 0 | 0 | 0.000 | 0.000 |
| | Postal Ballot | 187,879,588 | 0 | 0.000 | 0 | 0 | 0.000 | 0.000 |
| | Total | 187,879,588 | 187,879,588 | 100.000 | 187,879,588 | 0 | 100.000 | 0.000 |
| Public-Institutions | E-Voting | 146,530,321 | 118,238,131 | 80.692 | 112,996,179 | 5,241,952 | 95.567 | 4.433 |
| | Poll | 146,530,321 | 0 | 0.000 | 0 | 0 | 0.000 | 0.000 |
| | Postal Ballot | 146,530,321 | 0 | 0.000 | 0 | 0 | 0.000 | 0.000 |
| | Total | 146,530,321 | 118,238,131 | 80.692 | 112,996,179 | 5,241,952 | 95.567 | 4.433 |
| Public- Non Institutions | E-Voting | 194,377,597 | 87,923,946 | 45.234 | 87,923,946 | 285 | 100.000 | 0.000 |
| | Poll | 194,377,597 | 17,555,379 | 9.032 | 17,555,279 | 100 | 99.999 | 0.001 |
| | Postal Ballot | 194,377,597 | 0 | 0.000 | 0 | 0 | 0.000 | 0.000 |
| | Total | 194,377,597 | 105,479,325 | 54.265 | 105,478,940 | 385 | 100.000 | 0.000 |
| Total | 528,787,506 | 411,597,044 | 77.838 | 406,354,707 | 5,242,337 | 98.726 | 1.274 | |

voting by members holding Partly paid up Equity Shares of face value of Rs. 2 each, with paid up value Rs.1.10 per share (having 55% Voting Rights on each share held by them) (PPS)

| Category | Mode of Voting | No. of shares held (1) | No. of votes polled (2) | % of Votes Polled on outstanding shares (3)=[(2)/(1)]*100 | No. of Votes – in favour (4) | No. of Votes – against (5) | % of Votes in favour on votes polled (6)=[(4)/(2)]*100 | % of Votes against on votes polled (7)=[(5)/(2)]*100 |
|-----------------------------|-------------------|------------------------|-------------------------|---|------------------------------|----------------------------|--|--|
| Promoter and Promoter Group | E-Voting | 35,788,434 | 35,788,434 | 100.000 | 35,788,434 | 0 | 100.000 | 0.000 |
| | Poll | 35,788,434 | 0 | 0.000 | 0 | 0 | 0.000 | 0.000 |
| | Postal Ballot | 35,788,434 | 0 | 0.000 | 0 | 0 | 0.000 | 0.000 |
| | Total | 35,788,434 | 35,788,434 | 100.000 | 35,788,434 | 0 | 100.000 | 0.000 |
| Public-Institutions | E-Voting | 10,562,441 | 8,734,515 | 82.694 | 8,734,515 | 0 | 100.000 | 0.000 |
| | Poll | 10,562,441 | 0 | 0.000 | 0 | 0 | 0.000 | 0.000 |
| | Postal Ballot | 10,562,441 | 0 | 0.000 | 0 | 0 | 0.000 | 0.000 |
| | Total | 10,562,441 | 8,734,515 | 82.694 | 8,734,515 | 0 | 100.000 | 0.000 |
| Public- Non Institutions | E-Voting | 36,414,271 | 18,733,048 | 51.444 | 18,733,048 | 0 | 100.000 | 0.000 |
| | Poll | 36,414,271 | 2,685,063 | 7.374 | 2,685,063 | 0 | 100.000 | 0.000 |
| | Postal Ballot | 36,414,271 | 0 | 0.000 | 0 | 0 | 0.000 | 0.000 |
| | Total | 36,414,271 | 18,733,048 | 51.444 | 18,733,048 | 0 | 100.000 | 0.000 |
| Total | 82,765,146 | 63,255,997 | 76.428 | 63,255,997 | 0 | 100.000 | 0.000 | |

voting by members holding Partly paid up Equity Shares of face value of Rs. 2 each, with paid up value Re.0.80 per share (having 40% Voting Rights on each share held by them) (PPS)


| Category | Mode of Voting | No. of shares held (1) | No. of votes polled (2) | % of Votes Polled on outstanding shares (3)=[(2)/(1)]*100 | No. of Votes – in favour (4) | No. of Votes – against (5) | % of Votes in favour on votes polled (6)=[(4)/(2)]*100 | % of Votes against on votes polled (7)=[(5)/(2)]*100 |
|-----------------------------|----------------|------------------------|-------------------------|---|------------------------------|----------------------------|--|--|
| Promoter and Promoter Group | E-Voting | 0 | 0 | 0.000 | 0 | 0 | 0.000 | 0.000 |
| | Poll | 0 | 0 | 0.000 | 0 | 0 | 0.000 | 0.000 |
| | Postal Ballot | 0 | 0 | 0.000 | 0 | 0 | 0.000 | 0.000 |
| | Total | 0 | 0 | 0.000 | 0 | 0 | 0.000 | 0.000 |
| Public-Institutions | E-Voting | 464 | 0 | 0.000 | 0 | 0 | 0.000 | 0.000 |
| | Poll | 464 | 0 | 0.000 | 0 | 0 | 0.000 | 0.000 |
| | Postal Ballot | 464 | 0 | 0.000 | 0 | 0 | 0.000 | 0.000 |
| | Total | 464 | 0 | 0.000 | 0 | 0 | 0.000 | 0.000 |
| Public- Non Institutions | E-Voting | 143,508 | 18,750 | 13.065 | 18,750 | 0 | 100.000 | 0.000 |
| | Poll | 143,508 | 0 | 0.000 | 0 | 0 | 0.000 | 0.000 |
| | Postal Ballot | 143,508 | 0 | 0.000 | 0 | 0 | 0.000 | 0.000 |
| | Total | 143,508 | 18,750 | 13.065 | 18,750 | 0 | 100.000 | 0.000 |
| Total | 143,972 | 18,750 | 13.023 | 18,750 | 0 | 100.000 | 0.000 | |

Combined voting by members -Based on the Voting Rights (FPS-100% ; PPS-55%; PPS- 40%) held by them

| Category | Mode of Voting | Voting Rights Held (1) | Voting Rights Polled (2) | % of Voting Rights Polled on outstanding Voting Rights (3)=[(2)/(1)]*100 | No. of Voting Rights - in favour (4) | No. of Voting Rights - against (5) | % of Voting Rights in favour on Voting Rights polled (6)=[(4)/(2)]*100 | % of Voting Rights against on Voting Rights polled (7)=[(5)/(2)]*100 |
|-----------------------------|-----------------------|------------------------|--------------------------|--|--------------------------------------|------------------------------------|--|--|
| Promoter and Promoter Group | E-Voting | 207,563,226.70 | 207,563,226.70 | 100.000 | 207,563,226.70 | 0 | 100.000 | 0.000 |
| | Poll | 207,563,226.70 | 0 | 0.000 | 0 | 0 | 0.000 | 0.000 |
| | Postal Ballot | 207,563,226.70 | 0 | 0.000 | 0 | 0 | 0.000 | 0.000 |
| | Total | 207,563,226.70 | 207,563,226.70 | 100.000 | 207,563,226.70 | 0 | 100.000 | 0.000 |
| Public-Institutions | E-Voting | 152,339,849.15 | 123,042,114.25 | 80.768 | 117,800,162.25 | 5,241,952.00 | 95.740 | 4.260 |
| | Poll | 152,339,849.15 | 0 | 0.000 | 0 | 0 | 0.000 | 0.000 |
| | Postal Ballot | 152,339,849.15 | 0 | 0.000 | 0 | 0 | 0.000 | 0.000 |
| | Total | 152,339,849.15 | 123,042,114.25 | 80.768 | 117,800,162.25 | 5,241,952.00 | 95.740 | 4.260 |
| Public- Non Institutions | E-Voting | 214,462,849.25 | 96,757,837.75 | 45.116 | 96,757,552.75 | 285.00 | 100.000 | 0.000 |
| | Poll | 214,462,849.25 | 19,032,163.65 | 8.874 | 19,032,063.65 | 100.00 | 99.999 | 0.001 |
| | Postal Ballot | 214,462,849.25 | 0 | 0.000 | 0 | 0 | 0.000 | 0.000 |
| | Total | 214,462,849.25 | 115,790,001.40 | 53.991 | 115,789,616.40 | 385.00 | 100.000 | 0.000 |
| Total | 574,365,925.10 | 446,395,342.35 | 77.720 | 441,153,005.35 | 5,242,337.00 | 98.826 | 1.174 | |

Malhu Bhat

Written



Agenda item no. 7: Re-appointment of Mr. Alok Kumar Misra (DIN: 00163959) (Ex-Chairman & Managing Director of Bank of India) as Independent Director of the Company, not be liable to retire by rotation.

Resolution required: (Ordinary/ Special)

Whether promoter/ promoter group are interested in the agenda/resolution? No

voting by members holding fully paid up Equity Shares of face value of Rs. 2 each (having 100% Voting Rights on each share held by them) (FPS)

| Category | Mode of Voting | No. of shares held (1) | No. of votes polled (2) | % of Votes Polled on outstanding shares (3)=[(2)/(1)]*100 | No. of Votes - in favour (4) | No. of Votes - against (5) | % of Votes in favour on votes polled (6)=[(4)/(2)]*100 | % of Votes against on votes polled (7)=[(5)/(2)]*100 |
|-----------------------------|----------------|------------------------|-------------------------|---|------------------------------|----------------------------|--|--|
| Promoter and Promoter Group | E-Voting | 187,879,588 | 187,879,588 | 100.000 | 187,879,588 | 0 | 100.000 | 0.000 |
| | Poll | 187,879,588 | 0 | 0.000 | 0 | 0 | 0.000 | 0.000 |
| | Postal Ballot | 187,879,588 | 0 | 0.000 | 0 | 0 | 0.000 | 0.000 |
| | Total | 187,879,588 | 187,879,588 | 100.000 | 187,879,588 | 0 | 100.000 | 0.000 |
| Public- Institutions | E-Voting | 146,530,321 | 118238131 | 80.692 | 118070619 | 167512 | 99.858 | 0.142 |
| | Poll | 146,530,321 | 0 | 0.000 | 0 | 0 | 0.000 | 0.000 |
| | Postal Ballot | 146,530,321 | 0 | 0.000 | 0 | 0 | 0.000 | 0.000 |
| | Total | 146,530,321 | 118,238,131 | 80.692 | 118,070,619 | 167,512 | 99.858 | 0.142 |
| Public- Non Institutions | E-Voting | 194,377,597 | 87923946 | 45.234 | 87923785 | 161 | 100.000 | 0.000 |
| | Poll | 194,377,597 | 17,555,379 | 9.032 | 17,555,279 | 100 | 99.999 | 0.001 |
| | Postal Ballot | 194,377,597 | 0 | 0.000 | 0 | 0 | 0.000 | 0.000 |
| | Total | 194,377,597 | 105,479,325 | 54.265 | 105,479,064 | 261 | 100.000 | 0.000 |
| Total | 528,787,506 | 411,597,044 | 77.838 | 411,429,271 | 167,773 | 99.959 | 0.041 | |

voting by members holding Partly paid up Equity Shares of face value of Rs. 2 each, with paid up value Rs.1.10 per share (having 55% Voting Rights on each share held by them) (PPS)

| Category | Mode of Voting | No. of shares held (1) | No. of votes polled (2) | % of Votes Polled on outstanding shares (3)=[(2)/(1)]*100 | No. of Votes - in favour (4) | No. of Votes - against (5) | % of Votes in favour on votes polled (6)=[(4)/(2)]*100 | % of Votes against on votes polled (7)=[(5)/(2)]*100 |
|-----------------------------|----------------|------------------------|-------------------------|---|------------------------------|----------------------------|--|--|
| Promoter and Promoter Group | E-Voting | 35,788,434 | 35,788,434 | 100.000 | 35,788,434 | 0 | 100.000 | 0.000 |
| | Poll | 35,788,434 | 0 | 0.000 | 0 | 0 | 0.000 | 0.000 |
| | Postal Ballot | 35,788,434 | 0 | 0.000 | 0 | 0 | 0.000 | 0.000 |
| | Total | 35,788,434 | 35,788,434 | 100.000 | 35,788,434 | 0 | 100.000 | 0.000 |
| Public- Institutions | E-Voting | 10,562,441 | 8734515 | 82.694 | 8734515 | 0 | 100.000 | 0.000 |
| | Poll | 10,562,441 | 0 | 0.000 | 0 | 0 | 0.000 | 0.000 |
| | Postal Ballot | 10,562,441 | 0 | 0.000 | 0 | 0 | 0.000 | 0.000 |
| | Total | 10,562,441 | 8,734,515 | 82.694 | 8,734,515 | 0 | 100.000 | 0.000 |
| Public- Non Institutions | E-Voting | 36,414,271 | 16047985 | 44.071 | 16047985 | 0 | 100.000 | 0.000 |
| | Poll | 36,414,271 | 2,685,063 | 7.374 | 2,685,063 | 0 | 100.000 | 0.000 |
| | Postal Ballot | 36,414,271 | 0 | 0.000 | 0 | 0 | 0.000 | 0.000 |
| | Total | 36,414,271 | 18,733,048 | 51.444 | 18,733,048 | 0 | 100.000 | 0.000 |
| Total | 82,765,146 | 63,255,997 | 76.428 | 63,255,997 | 0 | 100.000 | 0.000 | |

voting by members holding Partly paid up Equity Shares of face value of Rs. 2 each, with paid up value Re.0.80 per share (having 40% Voting Rights on each share held by them) (PPS)


| Category | Mode of Voting | No. of shares held (1) | No. of votes polled (2) | % of Votes Polled on outstanding shares (3)=[(2)/(1)]*100 | No. of Votes - in favour (4) | No. of Votes - against (5) | % of Votes in favour on votes polled (6)=[(4)/(2)]*100 | % of Votes against on votes polled (7)=[(5)/(2)]*100 |
|-----------------------------|----------------|------------------------|-------------------------|---|------------------------------|----------------------------|--|--|
| Promoter and Promoter Group | E-Voting | 0 | 0 | 0.000 | 0 | 0 | 0.000 | 0.000 |
| | Poll | 0 | 0 | 0.000 | 0 | 0 | 0.000 | 0.000 |
| | Postal Ballot | 0 | 0 | 0.000 | 0 | 0 | 0.000 | 0.000 |
| | Total | 0 | 0 | 0.000 | 0 | 0 | 0.000 | 0.000 |
| Public- Institutions | E-Voting | 464 | 0 | 0.000 | 0 | 0 | 0.000 | 0.000 |
| | Poll | 464 | 0 | 0.000 | 0 | 0 | 0.000 | 0.000 |
| | Postal Ballot | 464 | 0 | 0.000 | 0 | 0 | 0.000 | 0.000 |
| | Total | 464 | 0 | 0.000 | 0 | 0 | 0.000 | 0.000 |
| Public- Non Institutions | E-Voting | 143,508 | 18750 | 13.065 | 18750 | 0 | 100.000 | 0.000 |
| | Poll | 143,508 | 0 | 0.000 | 0 | 0 | 0.000 | 0.000 |
| | Postal Ballot | 143,508 | 0 | 0.000 | 0 | 0 | 0.000 | 0.000 |
| | Total | 143,508 | 18750 | 13.065 | 18750 | 0 | 100.000 | 0.000 |
| Total | 143,972 | 18750 | 13.023 | 18750 | 0 | 100.000 | 0.000 | |

Combined voting by members -Based on the Voting Rights (FPS-100% ; PPS-55% ; PPS- 40%) held by them

| Category | Mode of Voting | Voting Rights Held (1) | Voting Rights Polled (2) | % of Voting Rights Polled on outstanding Voting Rights (3)=[(2)/(1)]*100 | No. of Voting Rights - in favour (4) | No. of Voting Rights - against (5) | % of Voting Rights in favour on Voting Rights polled (6)=[(4)/(2)]*100 | % of Voting Rights against on Voting Rights polled (7)=[(5)/(2)]*100 |
|-----------------------------|----------------|------------------------|--------------------------|--|--------------------------------------|------------------------------------|--|--|
| Promoter and Promoter Group | E-Voting | 207,563,226.70 | 207,563,226.70 | 100.000 | 207,563,226.70 | 0 | 100.000 | 0.000 |
| | Poll | 207,563,226.70 | 0 | 0.000 | 0 | 0 | 0.000 | 0.000 |
| | Postal Ballot | 207,563,226.70 | 0 | 0.000 | 0 | 0 | 0.000 | 0.000 |
| | Total | 207,563,226.70 | 207,563,226.70 | 100.000 | 207,563,226.70 | 0 | 100.000 | 0.000 |
| Public- Institutions | E-Voting | 152,339,849.15 | 123,042,114.25 | 80.768 | 122,874,602.25 | 167,512.00 | 99.864 | 0.136 |
| | Poll | 152,339,849.15 | 0.00 | 0.000 | 0.00 | 0.00 | 0.000 | 0.000 |
| | Postal Ballot | 152,339,849.15 | 0 | 0.000 | 0 | 0 | 0.000 | 0.000 |
| | Total | 152,339,849.15 | 123,042,114.25 | 80.768 | 122,874,602.25 | 167,512.00 | 99.864 | 0.136 |
| Public- Non Institutions | E-Voting | 214,462,849.25 | 96,757,837.75 | 45.116 | 96,757,676.75 | 161.00 | 100.000 | 0.000 |
| | Poll | 214,462,849.25 | 19,032,163.65 | 8.874 | 19,032,063.65 | 100.00 | 99.999 | 0.001 |
| | Postal Ballot | 214,462,849.25 | 0 | 0.000 | 0 | 0 | 0.000 | 0.000 |
| | Total | 214,462,849.25 | 115,790,001.40 | 53.991 | 115,789,740.40 | 261.00 | 100.000 | 0.000 |
| Total | 574,365,925.10 | 446,395,342.35 | 77.720 | 446,227,569.35 | 167,773.00 | 99.962 | 0.038 | |

Mark Blot

100 Willem



Agenda item no. 8: Approval for shifting of registered office of the Company from National Capital Territory of Delhi to State of Haryana.

| Resolution required: (Ordinary/ Special) | | Special | | | | | | | |
|--|--------------------|------------------------|-------------------------|---|------------------------------|----------------------------|--|--|--|
| Whether promoter/ promoter group are interested in the agenda/resolution? | | No | | | | | | | |
| voting by members holding fully paid up Equity Shares of face value of Rs. 2 each (having 100% Voting Rights on each share held by them) (FPS) | | | | | | | | | |
| Category | Mode of Voting | No. of shares held (1) | No. of votes polled (2) | % of Votes Polled on outstanding shares (3)=[(2)/(1)]*100 | No. of Votes – in favour (4) | No. of Votes – against (5) | % of Votes in favour on votes polled (6)=[(4)/(2)]*100 | % of Votes against on votes polled (7)=[(5)/(2)]*100 | |
| Promoter and Promoter Group | E-Voting | 187,879,588 | 187,879,588 | 100.000 | 187,879,588 | 0 | 100.000 | 0.000 | |
| | Poll | 187,879,588 | 0 | 0.000 | 0 | 0 | 0.000 | 0.000 | |
| | Postal Ballot | 187,879,588 | 0 | 0.000 | 0 | 0 | 0.000 | 0.000 | |
| | Total | 187,879,588 | 187,879,588 | 100.000 | 187,879,588 | 0 | 100.000 | 0.000 | |
| Public-Institutions | E-Voting | 146,530,321 | 118238131 | 80.692 | 118238131 | 0 | 100.000 | 0.000 | |
| | Poll | 146,530,321 | 0 | 0.000 | 0 | 0 | 0.000 | 0.000 | |
| | Postal Ballot | 146,530,321 | 0 | 0.000 | 0 | 0 | 0.000 | 0.000 | |
| | Total | 146,530,321 | 118,238,131 | 80.692 | 118,238,131 | 0 | 100.000 | 0.000 | |
| Public- Non Institutions | E-Voting | 194,377,597 | 87923946 | 45.234 | 87923946 | 10 | 100.000 | 0.000 | |
| | Poll | 194,377,597 | 17,555,379 | 9.032 | 17,553,479 | 1,900 | 99.989 | 0.011 | |
| | Postal Ballot | 194,377,597 | 0 | 0.000 | 0 | 0 | 0.000 | 0.000 | |
| | Total | 194,377,597 | 105,479,325 | 54.265 | 105,477,415 | 1,910 | 99.998 | 0.002 | |
| Total | 528,787,506 | 411,597,044 | 77.838 | 411,595,134 | 1,910 | 100.000 | 0.000 | | |

voting by members holding Partly paid up Equity Shares of face value of Rs. 2 each, with paid up value Rs.1.10 per share (having 55% Voting Rights on each share held by them) (PPS)

| Category | Mode of Voting | No. of shares held (1) | No. of votes polled (2) | % of Votes Polled on outstanding shares (3)=[(2)/(1)]*100 | No. of Votes – in favour (4) | No. of Votes – against (5) | % of Votes in favour on votes polled (6)=[(4)/(2)]*100 | % of Votes against on votes polled (7)=[(5)/(2)]*100 | |
|-----------------------------|-------------------|------------------------|-------------------------|---|------------------------------|----------------------------|--|--|--|
| Promoter and Promoter Group | E-Voting | 35,788,434 | 35,788,434 | 100.000 | 35,788,434 | 0 | 100.000 | 0.000 | |
| | Poll | 35,788,434 | 0 | 0.000 | 0 | 0 | 0.000 | 0.000 | |
| | Postal Ballot | 35,788,434 | 0 | 0.000 | 0 | 0 | 0.000 | 0.000 | |
| | Total | 35,788,434 | 35,788,434 | 100.000 | 35,788,434 | 0 | 100.000 | 0.000 | |
| Public-Institutions | E-Voting | 10,562,441 | 8734515 | 82.694 | 8734515 | 0 | 100.000 | 0.000 | |
| | Poll | 10,562,441 | 0 | 0.000 | 0 | 0 | 0.000 | 0.000 | |
| | Postal Ballot | 10,562,441 | 0 | 0.000 | 0 | 0 | 0.000 | 0.000 | |
| | Total | 10,562,441 | 8,734,515 | 82.694 | 8,734,515 | 0 | 100.000 | 0.000 | |
| Public- Non Institutions | E-Voting | 36,414,271 | 16047985 | 44.071 | 16047985 | 0 | 100.000 | 0.000 | |
| | Poll | 36,414,271 | 2,685,063 | 7.374 | 2,685,063 | 0 | 100.000 | 0.000 | |
| | Postal Ballot | 36,414,271 | 0 | 0.000 | 0 | 0 | 0.000 | 0.000 | |
| | Total | 36,414,271 | 18,733,048 | 51.444 | 18,733,048 | 0 | 100.000 | 0.000 | |
| Total | 82,765,146 | 63,255,997 | 76.428 | 63,255,997 | 0 | 100.000 | 0.000 | | |

voting by members holding Partly paid up Equity Shares of face value of Rs. 2 each, with paid up value Re.0.80 per share (having 40% Voting Rights on each share held by them) (PPS)

| Category | Mode of Voting | No. of shares held (1) | No. of votes polled (2) | % of Votes Polled on outstanding shares (3)=[(2)/(1)]*100 | No. of Votes – in favour (4) | No. of Votes – against (5) | % of Votes in favour on votes polled (6)=[(4)/(2)]*100 | % of Votes against on votes polled (7)=[(5)/(2)]*100 | |
|-----------------------------|----------------|------------------------|-------------------------|---|------------------------------|----------------------------|--|--|--|
| Promoter and Promoter Group | E-Voting | 0 | 0 | 0.000 | 0 | 0 | 0.000 | 0.000 | |
| | Poll | 0 | 0 | 0.000 | 0 | 0 | 0.000 | 0.000 | |
| | Postal Ballot | 0 | 0 | 0.000 | 0 | 0 | 0.000 | 0.000 | |
| | Total | 0 | 0 | 0.000 | 0 | 0 | 0.000 | 0.000 | |
| Public-Institutions | E-Voting | 464 | 0 | 0.000 | 0 | 0 | 0.000 | 0.000 | |
| | Poll | 464 | 0 | 0.000 | 0 | 0 | 0.000 | 0.000 | |
| | Postal Ballot | 464 | 0 | 0.000 | 0 | 0 | 0.000 | 0.000 | |
| | Total | 464 | 0 | 0.000 | 0 | 0 | 0.000 | 0.000 | |
| Public- Non Institutions | E-Voting | 143,508 | 18750 | 13.065 | 18750 | 0 | 100.000 | 0.000 | |
| | Poll | 143,508 | 0 | 0.000 | 0 | 0 | 0.000 | 0.000 | |
| | Postal Ballot | 143,508 | 0 | 0.000 | 0 | 0 | 0.000 | 0.000 | |
| | Total | 143,508 | 18750 | 13.065 | 18750 | 0 | 100.000 | 0.000 | |
| Total | 143,972 | 18750 | 13.023 | 18750 | 0 | 100.000 | 0.000 | | |

Combined voting by members -Based on the Voting Rights (FPS-100% ; PPS-55%; PPS- 40%) held by them

| Category | Mode of Voting | Voting Rights Held (1) | Voting Rights Polled (2) | % of Voting Rights Polled on outstanding Voting Rights (3)=[(2)/(1)]*100 | No. of Voting Rights - in favour (4) | No. of Voting Rights - against (5) | % of Voting Rights in favour on Voting Rights polled (6)=[(4)/(2)]*100 | % of Voting Rights against on Voting Rights polled (7)=[(5)/(2)]*100 | |
|-----------------------------|-----------------------|------------------------|--------------------------|--|--------------------------------------|------------------------------------|--|--|--|
| Promoter and Promoter Group | E-Voting | 207,563,226.70 | 207,563,226.70 | 100.000 | 207,563,226.70 | 0 | 100.000 | 0.000 | |
| | Poll | 207,563,226.70 | 0 | 0.000 | 0 | 0 | 0.000 | 0.000 | |
| | Postal Ballot | 207,563,226.70 | 0 | 0.000 | 0 | 0 | 0.000 | 0.000 | |
| | Total | 207,563,226.70 | 207,563,226.70 | 100.000 | 207,563,226.70 | 0 | 100.000 | 0.000 | |
| Public-Institutions | E-Voting | 152,339,849.15 | 123,042,114.25 | 80.768 | 123,042,114.25 | 0.00 | 100.000 | 0.000 | |
| | Poll | 152,339,849.15 | 0.00 | 0.000 | 0.00 | 0.00 | 0.000 | 0.000 | |
| | Postal Ballot | 152,339,849.15 | 0 | 0.000 | 0 | 0 | 0.000 | 0.000 | |
| | Total | 152,339,849.15 | 123,042,114.25 | 80.768 | 123,042,114.25 | 0.00 | 100.000 | 0.000 | |
| Public- Non Institutions | E-Voting | 214,462,849.25 | 96,757,837.75 | 45.116 | 96,757,827.75 | 10.00 | 100.000 | 0.000 | |
| | Poll | 214,462,849.25 | 19,032,163.65 | 8.874 | 19,030,263.65 | 1,900.00 | 99.990 | 0.010 | |
| | Postal Ballot | 214,462,849.25 | 0 | 0.000 | 0 | 0 | 0.000 | 0.000 | |
| | Total | 214,462,849.25 | 115,790,001.40 | 53.991 | 115,788,091.40 | 1,910.00 | 99.998 | 0.002 | |
| Total | 574,365,925.10 | 446,395,342.35 | 77.720 | 446,393,432.35 | 1,910.00 | 100.000 | 0.000 | | |

Mallu Bhat

M. S. Dhillon

